


twelve	zwölf
I'm sorry	es tut mir leid
to say	zu sagen
brother	Bruder
every day	jeden Tag
wakes me up	weckt mich auf
asleep	im Schlaf
it's his	es ist sein
alarm clock	Wecker
no time to	keine Zeit für
before	bevor
I know	ich (es) weiß
I have to	muss ich
listen	zuhören
gets up	steht auf
shower	Dusche
about an hour	ungefähr eine Stunde
his food	sein Essen
wish	wünsche
if you	wenn du
like mine	wie meinen
there comes	es kommt
gone	fort
great	großartig
bad	schlecht
will be	werde sein
a part of	ein Mitglied der

# Family

1



Kevin is twelve  
and I'm sorry to say  
he is my brother  
every day

he wakes me up  
when I'm asleep  
it's his alarm clock  
bleep, bleep, bleep

no time to rest  
before I know  
I have to listen  
to his radio

he gets up and  
has a shower  
this takes him  
about an hour!

smacking his food  
sitting in a chair  
he makes me wish  
I wasn't there

if you have a brother  
just like mine  
then, sorry for you,  
nothing you can do


there comes a day  
when Kevin is gone  
I relax and wait  
things will be great

the bad thing is  
a brother will be  
always a part  
of the family ...

► 1. Suche zu jedem Foto den richtigen Satz.

# Family

1. D



2. G



3. C




4. A




- A. Kevin's grandparents  
B. Kevin in his baby-chair  
C. Kevin on the carpet  
D. Kevin waving  
E. Kevin in the water  
F. Kevin's grandfather  
G. Kevin in the boat  
H. Kevin's parents (Eltern)

5. E




6. H



7. B



8. F

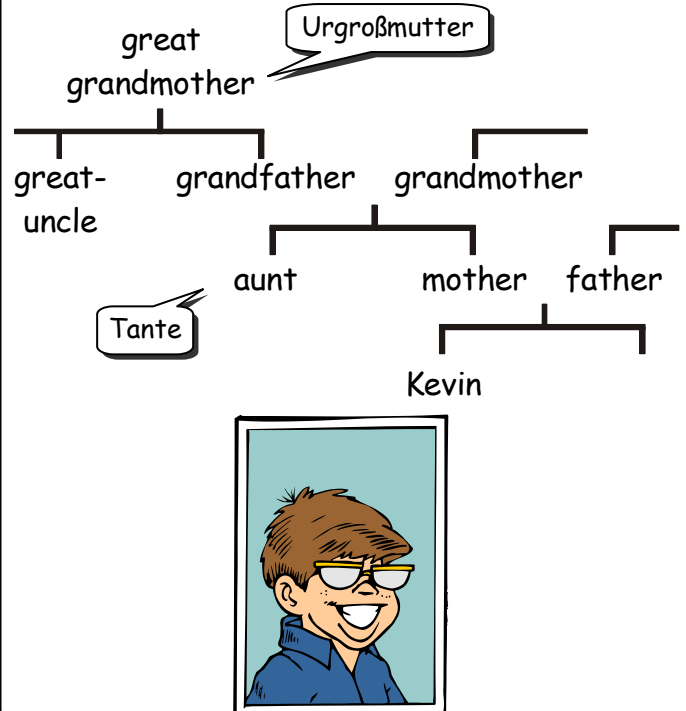


► 2. Wie lautet die korrekte Übersetzung? Ordne die Buchstaben richtig zu.

1 sister	F	T Großmutter
2 brother	A	R Neffe
3 father	M	M Vater
4 aunt	I	E Onkel
5 mother	L	F Schwester
6 grandfather	Y	L Mutter
7 grandmother	T	I Tante
8 nephew	R	E Nichte
9 uncle	E	A Bruder
10 niece	E	Y Großvater

Englisches Wort für Stammbaum.

► 3. Das ist der Stammbaum von Kevin.



► 4. English family names (Familiennamen).

A. Taylor, B. Green, C. Robinson, D. Hall, E. Roberts, F. Smith, G. White, H. Hughes  
Welcher dieser acht Namen kommt am häufigsten vor?

SMITH

► 5. Deutsche Familiennamen.

A. Weber, B. Schmidt, C. Meyer, D. Müller, E. Schwarz, F. Bauer, G. Wolf, H. Fischer  
Welcher dieser acht Namen kommt am häufigsten vor?

MÜLLER

listen	höre
question	Frage
head	Kopf
having fun	Spaß haben
take care of	sorgen für
earn	verdienen
easy	einfach
grow up	aufwachsen
job	Stelle

# Work



listen boy  
my father said  
there is a question  
in my head

don't you really  
know my son  
that life is more  
than having fun

what sort of work  
are you going to do  
I'm getting too old  
to take care of you

how will you earn  
some money to give  
yourself a house  
a place to live

can you ever  
do you think  
pay for a car  
for food and drink

it all costs money  
don't you see  
so will you now  
please answer me!

that's easy I said  
just listen well  
to something that  
I want to tell

I like to rest  
and watch TV  
so work is not  
a good idea

I need more time  
to grow up and then  
I will think about  
a job again

I am still young  
a job can wait  
you know I am  
just twenty-eight


28

► 1. Schreibe den richtigen Beruf unter jedes Bild.

# Work



1. baker




2. fire fighter



3. plumber



4. painter



5. astronaut



6. singer



7. builder



8. stewardess

A. singer, B. stewardess, C. painter, D. astronaut, E. fire fighter, F. baker, G. builder, H. plumber

Klempner

► 2. Rechne die Aufgaben aus. Trage die Antworten in das Rätsel ein.

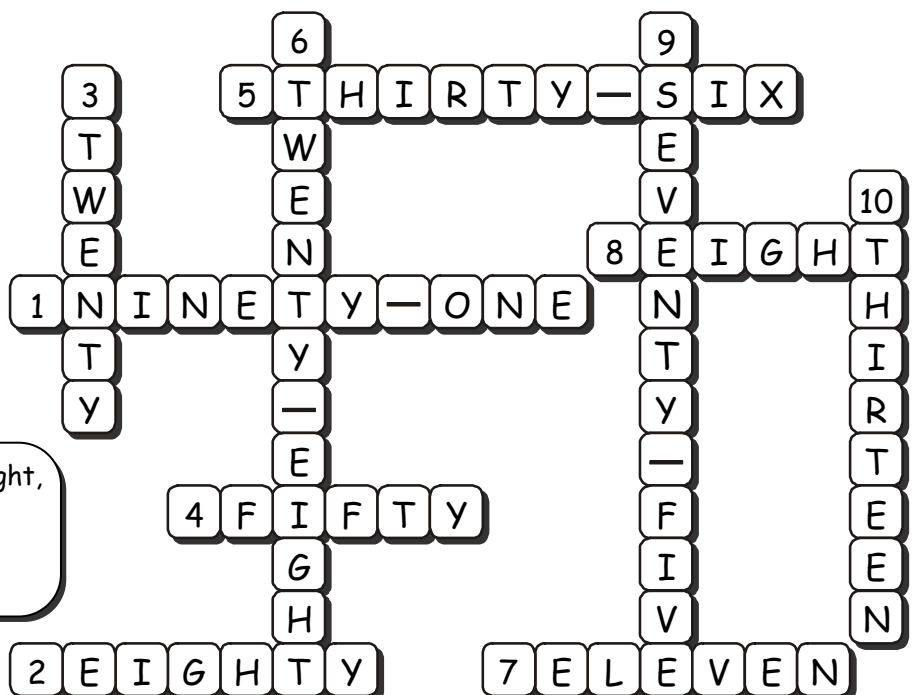
one, two, three, four, five, six, seven, eight, nine, ten, twenty, thirty, forty, fifty, sixty, seventy, eighty, ninety

## AUFGABEN

1.  $58 + 33 = 91$
2.  $63 + 17 = 80$
3.  $38 - 18 = 20$
4.  $101 - 51 = 50$
5.  $17 + 19 = 36$
6.  $83 - 55 = 28$
7.  $74 - 63 = 11$
8.  $47 - 39 = 8$
9.  $27 + 48 = 75$
10.  $98 - 85 = 13$

A. eighty, B. eleven, C. twenty-eight,  
D. twenty, E. eight, F. fifty,  
G. seventy-five, H. thirty-six,  
I. ninety-one, J. thirteen

## ANTWORTEN





today	heute
I have to go	ich muss gehen
dentist	Zahnarzt
oh yes	ach ja
my mother	meine Mutter
said	sagte
ten past eight	zehn nach acht
cannot wait	kann nicht warten
walked away	ging weg
terrible	furchtbar
waiting room	Wartezimmer
chair	Stuhl
could see	konnte sehen
someone	jemand
look at	ansehen
mouth	Mund
really wide	ganz weit
nothing	nichts
hide	verbergen
it looks great	es schaut gut aus
got off	stand auf
fast	schnell
hurt	verletzte
my ankle	meinen Knöchel
I don't care	es ist mir egal
as long as	solange es

# Dentist

today is the day  
I have to go  
to the dentist  
oh no!

oh yes is what  
my mother said  
at ten past eight  
you cannot wait

I said goodbye  
and walked away  
it was going to be  
a terrible day

in the waiting room  
I sat in a chair  
hoping the dentist  
wasn't there

a door opened  
and I could see  
that someone was  
looking at me

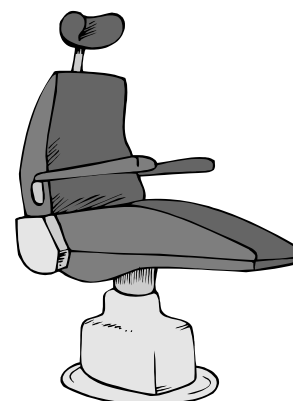
it was my dentist  
and he said  
let's see what I  
can do for you

open your mouth  
really wide  
nothing there  
to hide

what could I do  
just sit and wait  
then he said  
it looks great

I got off the chair  
very fast you see  
and hurt my ankle  
how stupid of me

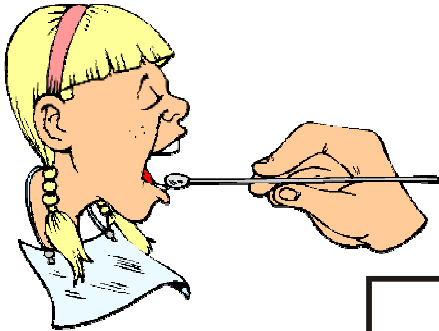
now I sit down  
but I don't care  
as long as it's **not**  
in a dentist's chair



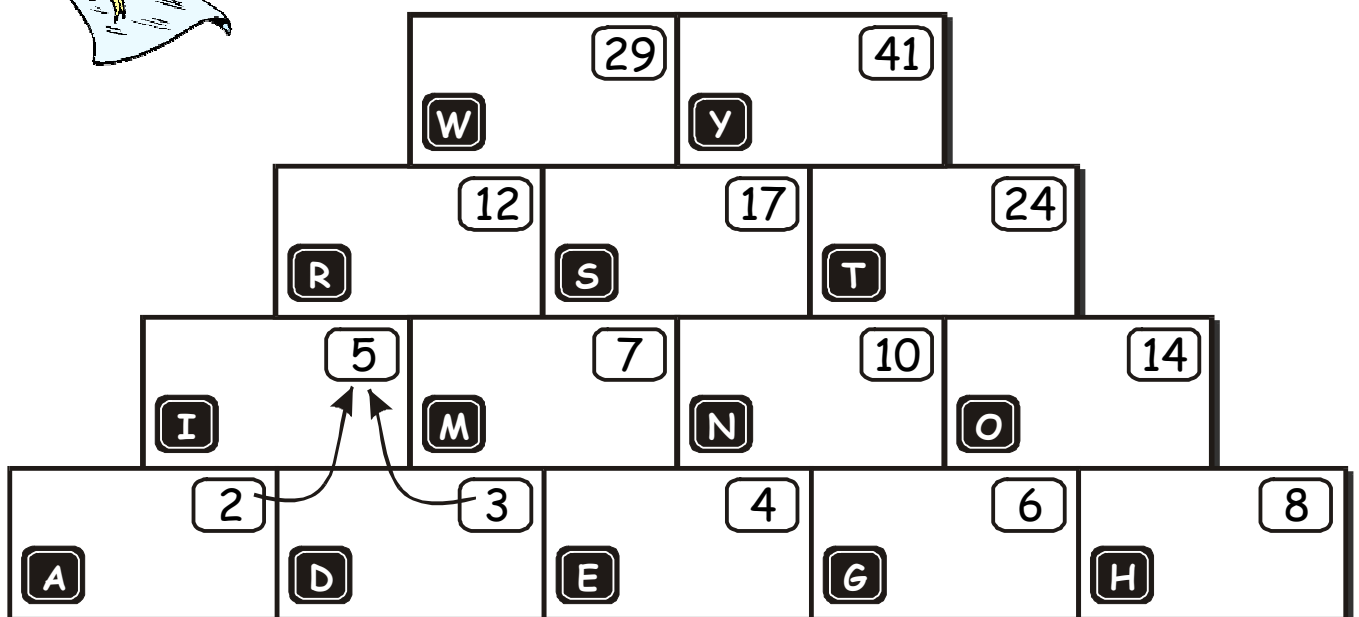
► 1. Zu jedem Buchstaben gehört eine Zahl. Welche Zahl ist das?

# Dentist

G O T O T H E D E N T I S T  
T W O T I M E S A Y E A R



Addiere die Zahlen der beiden nebeneinander liegenden Steine und du bekommst die Zahl des darüber liegenden Steins.

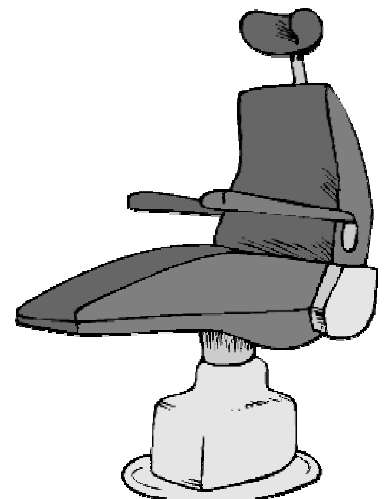


► 2. Suche die richtige Übersetzung.

1 alpinist	M O Zahnarzt
2 artist	O S Wissenschaftler
3 cyclist	T T Telefonist
4 dentist	O M Bergsteiger
5 florist	R T Radfahrer
6 pianist	I O Künstler
7 scientist	S S Tourist
8 telephonist	T I Pianist
9 tourist	S R Blumenhändler

Englisches Wort für Autofahrer.

► 3. Zeichne dich selbst im 'dentist's chair'.



I wish	ich wünschte
were	wäre
very rich	sehr reich
lucky	glücklich
I could	ich könnte
buy	kaufen
a house	ein Haus
a castle	ein Schloss
you know	weißt du
with	mit
fifty rooms	fünfzig Zimmer
a car	ein Auto
to drive	fahren
away	weg
one	eines
for every day	für jeden Tag
aeroplane	Flugzeug
fast	schnell
in the sky	in die Luft
games	Spiele
day and night	Tag und Nacht
dreaming	träumend
get back	komm zurück
paper	Zeitung
a shorter way	ein kürzerer Weg

# Millionaire

I wish I were  
a very rich man  
lucky for me  
then you see

I could  
buy a house  
or a castle you know  
with fifty rooms  
for my family or so

I could  
buy a car  
no seven cars  
to drive away  
one for every day

I could  
buy a boat  
no an aeroplane  
fast and high  
in the sky

I could  
play games  
on my computer  
that's right  
day and night

John! are you dreaming  
again?  
get back on the ground  
and do your paper round

I will be a millionaire  
one day!  
I just wish  
there was a shorter way



► 1. Wie lautet die korrekte Übersetzung zu diesen Berufen?

- |                 |   |                |
|-----------------|---|----------------|
| 1. Lehrer       | T | D. musician    |
| 2. Sänger       | A | E. actor       |
| 3. Millionär    | X | V. pilot       |
| 4. Kapitän      | I | T. teacher     |
| 5. Musiker      | D | R. king        |
| 6. König        | R | A. singer      |
| 7. Soldat       | I | X. millionaire |
| 8. Pilot        | V | I. soldier     |
| 9. Schauspieler | E | R. doctor      |
| 10. Arzt        | R | I. captain     |

# Millionaire

► 2. Was möchtest du werden? Kreuze die Kästchen an.

What do you want to be? Tick the box(es). ☒

1. architect	<input type="checkbox"/>	6. guitarist	<input type="checkbox"/>
2. clock maker	<input type="checkbox"/>	7. model	<input type="checkbox"/>
3. dancer	<input type="checkbox"/>	8. shoemaker	<input type="checkbox"/>
4. electrician	<input type="checkbox"/>	9. stuntman	<input type="checkbox"/>
5. fisherman	<input type="checkbox"/>	10.	<input type="checkbox"/>

Trage hier selbst etwas ein.

► 3. Schreibe die zehn Berufe in alphabetischer Reihenfolge in die Kreise.

1 A C T O R 2 C A P T A I N 3 D O C T O R 4 K I N G

A. teacher, B. soldier, C. captain, D. actor, E. musician, F. singer, G. king, H. doctor, I. millionaire, J. pilot

P 7 N A I C I S U M 6 E R I A N O I L L I M

Trage die Lösung hier ein. I L L U S T R A T O R

5 S I N G E R 9 S O L D I E R 10 T E A C H E R 11


► 4. Entwirf deine eigene Banknote von zehn Pfund.



hospital	Krankenhaus
to see	zu besuchen
friend	Freund
because	weil
accident	Unfall
he has	er muss
to stay	bleiben
talk	reden
can't	kann nicht
walk	gehen
leg	Bein
burnt	verbrannte
his hair	sein Haar
I took	ich nahm
my bike	mein Fahrrad
said	sagte
to me	zu mir
about	über
baking bread	Brot backen
in a simple way	auf einfache Weise
gunpowder	Schießpulver
turn on	einschalten
roof	Dach
gone	weg
question	Frage
title	Titel
book	Buch
fastest cook	schnellste Koch

# Hospital

5



I was in a hospital  
to see my friend  
because he had  
an accident

he has to stay  
in bed for weeks  
yes he can talk  
but he can't walk

his leg is broken  
he burnt his hair  
so I took my bike  
to see him there

he said to me  
listen my friend  
this is about  
my accident

I had a book  
that special day  
about baking bread  
in a simple way

first I did  
a little test  
with gunpowder and  
all the rest


we have an oven  
I turned it on  
an explosion came  
the roof was gone

I felt sorry for him  
and then I said  
I have one question  
in my head

what was the title  
of that book?  
he smiled and said  
'how to be the fastest cook'

► 1. Schreibe das richtige Wort unter jede Abbildung.

# Hospital



1. plasters



2. ambulance



3. doctor



4. hospital



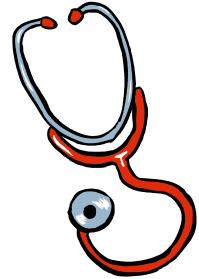
5. pills



6. thermometer



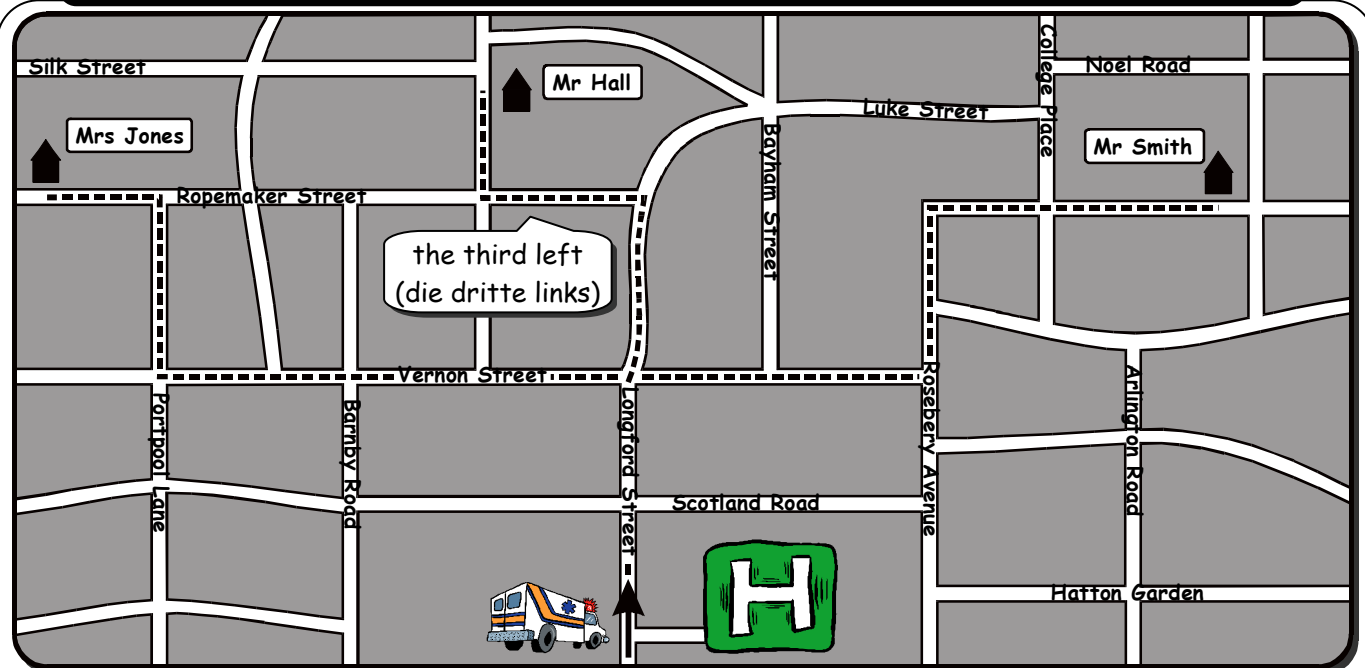
7. mircroscope



8. stethoscope

A. microscope, B. hospital, C. pills, D. plasters, E. thermometer,  
F. ambulance, G. stethoscope, H. doctor

► 2. Zeichne die drei Wege auf dem Plan ein. Schreibe darunter wo der Krankenwagen hin kommt.



1. Go straight on. (Gehe geradeaus.)
2. Turn left into *Ropemaker Street*.
3. Take the first (1<sup>st</sup>) right.

A. Mr Hall

1. Go straight on.
2. Take the second (2<sup>nd</sup>) right.
3. Turn left at the end.
4. Turn right at the end.

B. Mr Smith

1. Go straight on.
2. Take left into *Vernon Street*.
3. Take the fourth (4<sup>th</sup>) right.
4. Turn left at the end.

C. Mrs Jones

let me	lass mich
introduce	vorstellen
myself	mich selbst
I like	ich mag
crisps	Chips
bag	Beutel
watching	fernsehen
don't like	gefällt nicht
to be home	zuhause zu sein
alone	allein
doing the	abwaschen
dishes	
money	Geld
spend	ausgeben
holidays	Ferien
without	ohne
waking up	aufwachen
until	bis
each day	jeden Tag
doing things	Dinge tun
in my own	auf meine eigene
way	Weise
waiting	warten
line	Reihe
piece	Stück
mistake	Fehler
together	zusammen

# Me

let me  
introduce myself

I like to eat crisps  
a bag or three  
and watching  
films on the TV

I don't like to  
be home alone  
or doing the dishes  
on my own

I like to have  
money to spend  
and holidays  
without an end

I don't like  
waking up at seven  
let me sleep  
until eleven

I like to skate  
and jog each day  
and doing things  
in my own way

I don't like going  
to bed at nine  
or waiting in  
in very long line

I like to eat  
a piece of cake  
I don't like  
making a mistake

mix it together  
and you will see  
a perfect picture  
of ME





► 1. Suche die richtige Antwort.

Me

1. Name	I	E. Pizza
2. Age	N	V. Jeans
3. Address	T	W. £3 a week
4. Food	E	I. Italy
5. Sport	R	T. 23 Castle Street
6. Clothes	V	E. Two cats
7. Holiday	I	N. 13 years
8. Animal Pets	E	R. Skating
9. Pocketmoney	W	I. Jane Anderson



► 2. Trage jetzt hier unten deine eigenen Antworten ein.

- Name
- Alter
- Adresse
- Essen
- Sport
- Kleidung
- Ferien
- Haustiere
- Taschengeld

- Name
- Age
- Address
- Food
- Sport
- Clothes
- Holiday
- Animal Pets
- Pocketmoney

R	C.	(food)
E	I.	(clothes)
A	S.	(pocketmoney)
C	O.	(holiday)
T	A.	(address)
I	N.	(animal pets)
O	E.	(age)
N	T.	(sport)
S	R.	(name)

So, hier kommt dein Name hin.

► 3. Entziffere den nachstehenden Bericht. Bilde selbst einen neuen Satz. Wer kann ihn enträtseln?

A	B	C	D	E	F	G	H	I	J	K	L	M	N	O	P	Q	R	S	T	U	V	W	X	Y	Z
18	24	3	10	16	8	12	26	7	11	5	14	22	15	4	1	20	13	25	2	23	17	6	21	19	9

11/18/15/16 7/25 22/19 15/18/22/16,  
25/5/18/2/7/15/12 7/13 22/19 12/18/22/16

JANE IS MY NAME  
SKATING IS MY GAME

Schreibe hier deinen eigenen Satz hin.

woke up	wachte auf
this morning	heute Morgen
half past eight	halb neun
to get	mich anzuziehen
dressed	
great	großartig
looked	sah
wardrobe	Kleiderschrank
empty	leer
clothes	Kleidung
gone	weg
lucky	glücklich
and now	und jetzt
somebody	jemand
away	weg
mother	Mutter
came	kam
I think	ich denke
put on	anziehen
ever	immer
floor	Fußboden
found	fand
a smile	ein Lächeln
on her face	auf ihrem Gesicht
in the right	am richtigen
place	Ort

## My room



I woke up this morning  
it was half past eight  
time to get dressed  
I felt great

I looked in my wardrobe  
the doors open wide  
but it was empty  
no clothes inside

what a shock it was  
to see they were gone  
I was lucky to have  
my pyjamas on

and now I had  
no clothes for today  
somebody had taken  
them all away


my mother came  
and said my dear  
I think you have  
a problem here

yes I said  
my clothes are gone  
so there is nothing  
I can put on

well said my mother  
standing by the door  
have you ever  
looked at your floor

I looked down  
and there I found  
all my clothes  
lying on the ground

then she said  
a smile on her face  
time to put it all  
in the right place



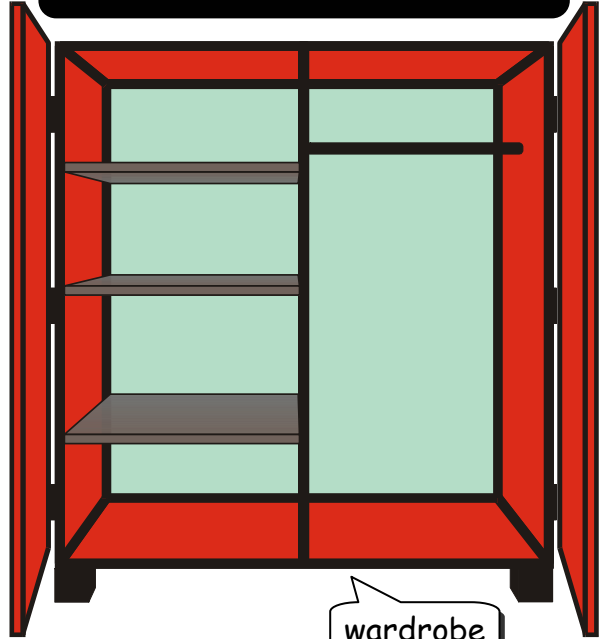
► 1. Suche die korrekte Übersetzung und ordne die Buchstaben richtig zu.

# My room


- |                  |   |             |
|------------------|---|-------------|
| 1 Bett           | N | T clothes   |
| 2 Bücher         | O | A bin       |
| 3 CD-Spieler     | E | C desk      |
| 4 Fotos          | N | N bed       |
| 5 Kleidung       | T | E CD player |
| 6 Kleiderschrank | R | O books     |
| 7 Papierkorb     | A | N posters   |
| 8 Poster         | N | R wardrobe  |
| 9 Schreibtisch   | C | E clock     |
| 10 Uhr           | E | N photos    |

Kein Zugang!


► 2. Wie sieht dein Kleiderschrank aus?




► 3. Zeichne die Zeiger richtig ein und schreibe die Zeit unter die Uhren.




1. It's three o'clock.



2. It's half past one.



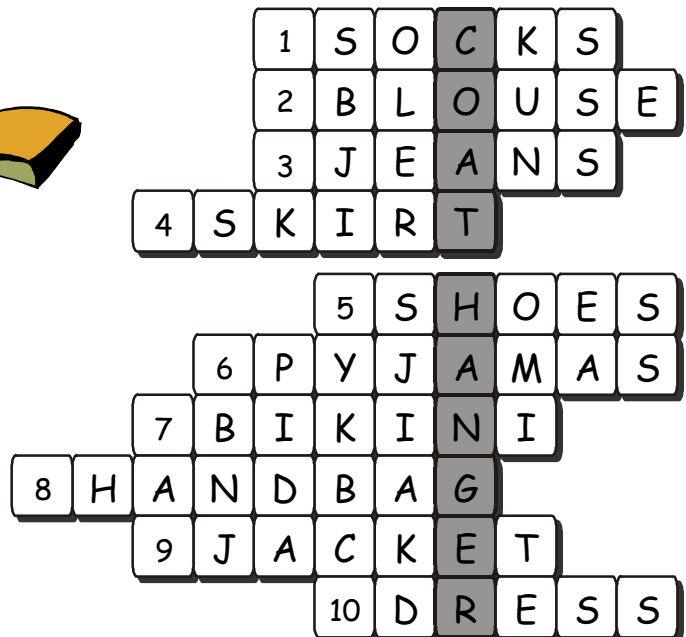

3. It's seven o'clock.



4. It's half past four.

► 4. Trage die zehn Wörter in das Rätsel ein.

- A. bikini
- B. blouse
- C. dress
- D. handbag
- E. jacket
- F. jeans
- G. pyjamas
- H. shoes
- I. skirt
- J. socks



magic	magisch
still	immer noch
with	mit
sat	saß
curtains	Gardinen
waved	winkte
was gone	war weg
to put	wegstecken
to hit	schlagen
pocket	Tasche

# Magic



"Hey, Jim,  
did you know?  
Tonight there is  
a magic show!"

"Alright", he said,  
"I am still free.  
I will go with you.  
Thanks for telling me."

We went to the show  
and sat in a chair.  
The curtains went up.  
The magician was there.

"Welcome to you.  
Now please look at that."  
All we could see  
was the magician's hat.

He said some words  
and closed his eyes,  
waved with his stick  
and did his trick.

Out of his hat  
a rabbit had come.  
The magician went on  
and the rabbit was gone.

We clapped our hands  
and the magician said:  
"Do you see this ring?  
Just a simple thing."

"I will put it in this box  
and say the magic words.  
Then hit it with my stick.  
That will do the trick."

He did what he said.  
Then opened the box.  
It was empty, no ring.  
What a magical thing!

The ring was found  
in the magician's hat.  
And I said to myself:  
"How does he do that?"

He looked at my friend  
and said to him:  
"Can I have your watch?  
Thank you, Jim."

He opened the box,  
put the watch inside.  
"The watch will go  
in my hat, you know."

The trick didn't work.  
He said: "Oh, no!  
This is the end  
of my magic show."

But Jim said:  
"I have something  
to say to you.  
I'm a magician too."


"The watch is in  
my pocket, you know.  
This is the beginning  
of our new show!"

► 1. Schreibe die richtigen Wörter zu jeder Abbildung.

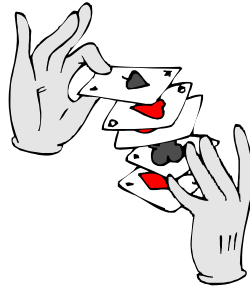
# Magic




1. magician



2. rabbit



3. cards



4. 'help me'


A. cards, B. magician, C. rabbit, D. 'help me'

► 2. Suche zu jedem Satz die korrekte Übersetzung.

1. Dort war der Zauberer.
2. Herzlich willkommen.
3. Siehst du diesen Ring?
4. Er öffnete die Dose.
5. Danke, Jim.
6. Er sagte einige Worte.
7. Ich bin noch frei.
8. Ich gehe mit dir mit.

S  
H  
O  
W  
T  
I  
M  
E

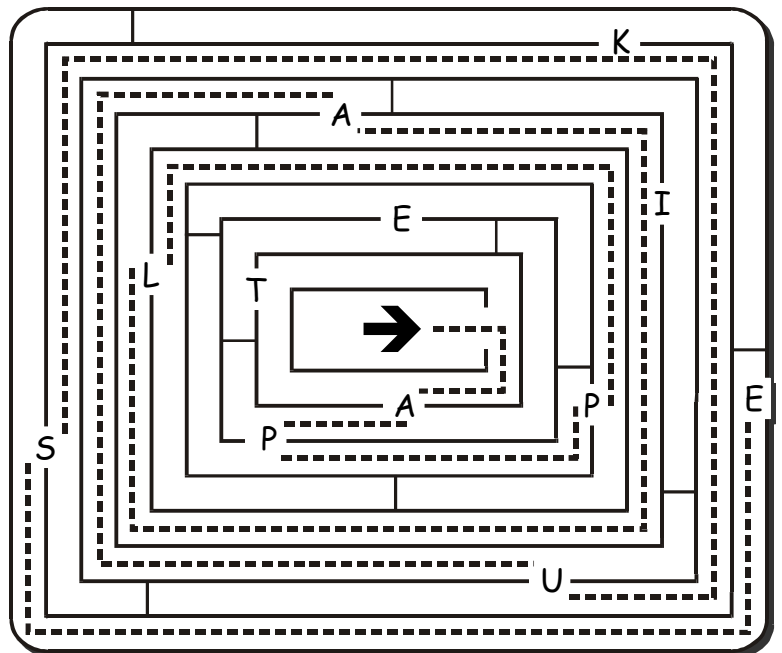
- M. I am still free.
- T. Thank you, Jim.
- W. He opened the box.
- S. The magician was there.
- E. I will go with you.
- O. Do you see this ring?
- H. Welcome to you.
- I. He said some words.



► 3. Welchen Trick lernt dieser junge Zauberer? Zeichne es hier unten.



► 4. Suche den Ausgang. Schreibe nur die Buchstaben auf, die auf dem richtigen Weg zum Ausgang stehen.



A P P L A U S E

birthday	Geburtstag
lucky me	ich Glückliche
chair	Stuhl
people	Leute
everywhere	überall
shake	schütteln
unpack	auspacken
present	Geschenk
sounds real	klingt richtig
party	Fest
leave me alone!	lass mich alleine!

# Happy Birthday



'Hello, dear  
uncle Ray'

please  
don't stay

'good afternoon  
miss Brocks'

another pair  
of socks ...

'mr. Smith  
hello to you'

nothing better  
to do?

'aunt Rebecca  
my dear'

why are you  
here?

twelve today  
lucky me ...  
sitting in a chair  
people everywhere

shake hands,  
say hello and goodbye  
'thank you miss'  
and then the kiss

unpack my present  
'wow that is great  
thanks indeed  
just what I need'

the right words  
again and again  
sounds real  
not what I feel

'aunt Margaret  
what a surprise'

what is this?  
help! a kiss

'your present is  
in the envelope'

money  
I hope

To all these people  
I want to shout:

**This is MY  
birthday  
so get out!**

all I want is  
a party with  
friends of my own  
so leave me alone!

► 1. Schreibe die richtigen Wörter unter jede Abbildung.

# Happy Birthday



1. balloons



2. birthday cake



3. present



4. twelve

A. present, B. twelve, C. balloons, D. birthday cake

► 2. Beantworte die Fragen über Januar.

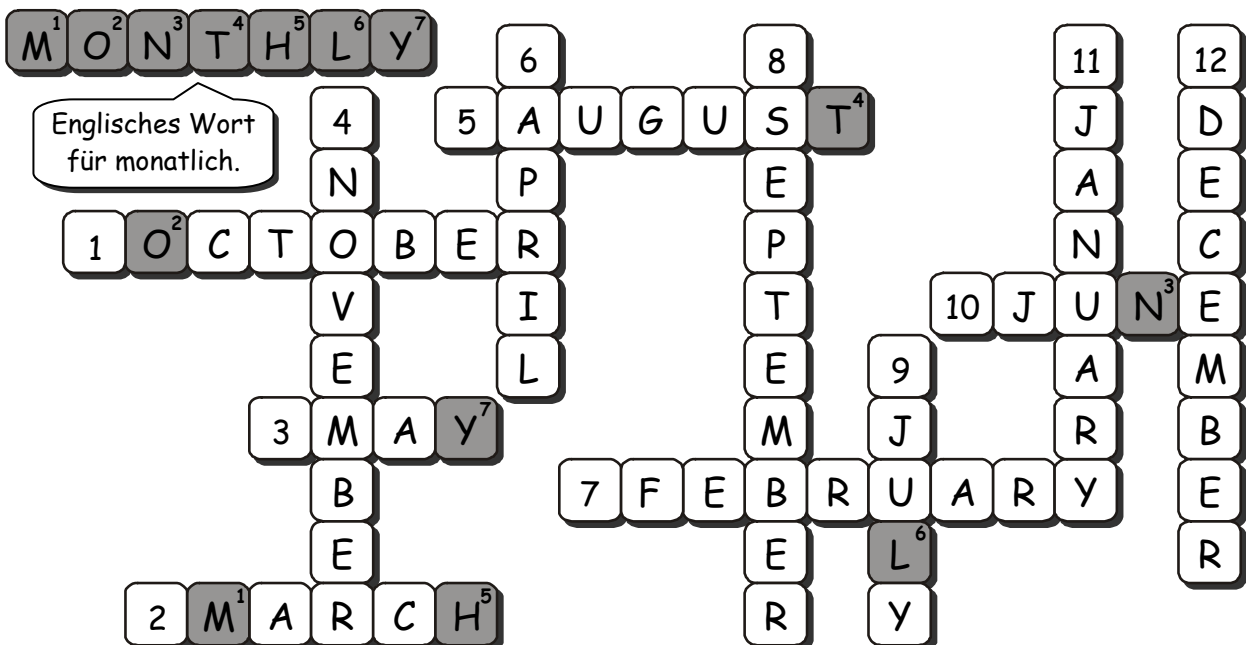
Monday	1	8	15	22	29
Tuesday	2	9	16	23	30
Wednesday	3	10	17	24	31
Thursday	4	11	18	25	
Friday	5	12	19	26	
Saturday	6	13	20	27	
Sunday	7	14	21	28	

1. An welchem Tag gibt es einen Geburtstag?
2. Wie viele 'Tuesdays' gibt es in Januar?
3. An welchem Tag ist es 'January eighteen'?
4. An welchem Tag ist es 'January twelve'?

Schreibe hier deine Antworten hin.

1. Sunday
2. five
3. Thursday
4. Friday

► 3. Trage die zwölf Monate des Jahres an der richtigen Stelle ein.




A. January, B. February, C. March, D. April, E. May, F. June, G. July, H. August, I. September, J. October, K. November, L. December



boring	langweilig
every day	jeden Tag
wish	wünschte
miles away	meilenweit
classroom	Klassenzimmer
prison	Gefängnis
break free	entwischen
teacher	Lehrer
says	sagt
exactly	genau
read	lesen
write	schreiben
listen	zuhören
know	wissen
whole	ganz
wrong	verkehrt
board	Schultafel
don't mean	bedeuten nichts
voice	Stimme
could go	könnte gehen
but	aber
have to stay	muss bleiben
if I were	wenn ich wäre
would let go	würde gehen lassen
children	Kinder
but	aber

# School

10



school is boring  
every day  
I wish I was  
miles away

the classroom is  
a prison to me  
it makes me want  
to break free

the teacher says  
that I must do  
exactly what  
he tells me to

read and write  
listen and know  
stand up sit down  
come and go

every minute  
the whole day long  
Monday till Friday  
it feels so wrong

words on the board  
oh yes I see  
but they don't mean  
a thing to me

the teacher's voice  
so far away  
wish I could go  
but I have to stay


If I were a teacher  
then you must know  
I would let  
the children go

but now I just wait  
till half past three  
when school is out  
and I am free!


► 1. Schreibe die richtigen Buchstaben in jedes Kästchen.

# School

1. F



2. D



3. G



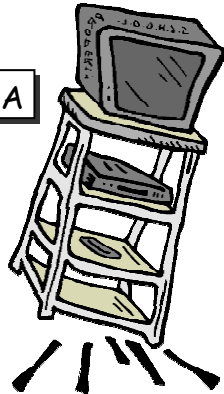
4. B




5. C



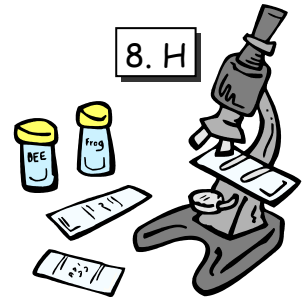
6. A



7. E



8. H



A. television, B. gymnastics, C. exercise books, D. schoolbag, E. report, F. music, G. globe, H. biology

► 2. Suche die korrekte Übersetzung.

1 Bleistifte

C

A report

2 Englisch

L

O time table

3 Etui

A

S ruler

4 Lehrer

S

C pencils

5 Lineal

S

O caretaker

6 Pause

R

S teacher

7 Schulwart

O

L English

8 Stundenplan

O

R break

9 Zeugnis

M

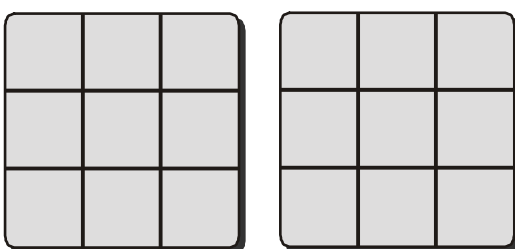
A pencil case

Kennst du dieses Wort? Yes/No

► 3. Zeichne eine Karte von deinem Klassenzimmer.

(blackboard/Wandtafel, tables/Tische, etc.)

► 4. Noughts and crosses. (Tic Tac Toe)



► 5. Some facts on English schools.

- ☞ Eine Grundschule ist eine 'primary school'.
- ☞ Die Schüler tragen eine Schuluniform.
- ☞ Auf vielen Schulen kannst du eine warme Mahlzeit bekommen.
- ☞ Eine Klasse hat durchschnittlich 27 Kinder.
- ☞ visit [www.woodlands-junior.kent.sch.uk](http://www.woodlands-junior.kent.sch.uk)

I'm	ich bin
handyman	Handwerker
fix	reparieren
every	jeder
call	Anruf
certainly not	keinesfalls
dryer	Trockner
dishwasher	Spülmaschine
easy	einfach
broken	kaputt
big or small	groß oder klein
iron	Bügeleisen
but	aber
didn't work	funktionierte nicht
checked	kontrollierte
too	auch
broke down	brach zusammen
fifteen oh three	(das Jahr) 1503
need	brauche
electricity	Elektrizität

# Problem

I'm a handyman  
can fix it all  
every article  
just give a call

a video recorder  
or a DVD  
are certainly not  
a problem for me

I make it work  
simple and then  
all these things  
just do it again

dryer or laptop  
dishwasher, TV,  
oven or toaster  
easy you see

I fix what's broken  
big or small  
discman or iron  
I do it all

but someone gave  
not long ago  
a time machine  
in repair you know

it didn't work  
no problem then  
I could make  
it work again


I fixed the machine  
checked it too  
but help me please  
to get back to you!

the thing broke down  
in fifteen oh three  
and I really need  
electricity...



► 1. Schreibe das richtige Wort zu jeder Abbildung.

## Problem



1. dishwasher



2. microwave



3. cooker



4. fridge

A. microwave, B. dishwasher, C. fridge, D. cooker


► 2. Trage die unten stehenden Wörter in das Rätsel ein.

Schreibe hier die Buchstaben aus den nummerierten Feldern auf.


A. battery, B. comedy, C. electricity, D. family, E. fantasy, F. industry, G. majesty, H. melody, I. memory, J. tragedy

B<sup>1</sup> I<sup>2</sup> O<sup>3</sup> L<sup>4</sup> O<sup>5</sup> G<sup>6</sup> Y<sup>7</sup>

► 3. Findest du den kürzesten Weg zum Ausgang?



► 4. Vervollständige diese Zeitmaschine.



rhyming	reimen
day and night	Tag und Nacht
that is right	das stimmt
son	Sohn
dad	Papa
much	viel
fun	Spaß
out of hand	außer Kontrolle
I understand	ich verstehe
can't	kannst nicht
true	wahr
how	wie
don't talk	spreche nicht
anymore	mehr
are you sure	bist du sicher
accident	Zufall
let it go	lass es

## Rhyming

12

you are rhyming  
day and night

yes dad  
that is right

now stop it  
son

but dad  
it's so much fun

it's getting  
out of hand

okay dad  
I understand

you can't stop  
can you?

sorry dad  
that's true

can't you stop  
now?

can you tell me  
how?

don't talk  
anymore

cool dad  
are you sure?

just do what  
I say, okay?

dad! listen to you  
you are rhyming too!

just an accident  
my friend

listen then  
you are rhyming again!

oh  
no!

just let it  
go



► 1. Schreibe das Wort das sich reimt, daneben auf.

# Rhyming

- A. ringing
- B. talking
- C. stopping
- D. shaving
- E. thinking
- F. flying
- G. shaking
- H. eating
- I. turning
- J. cooking

1	W	A	L	K	I	N	G	T	A	L	K	I	N	G		
2	F	L	Y	I	N	G	C	R	Y	I	N	G				
3	D	R	I	N	K	I	N	G	T	H	I	N	K	I	N	G
4	T	U	R	N	I	N	G	B	U	R	N	I	N	G		
5	S	H	O	P	P	I	N	G	S	T	O	P	P	I	N	G
6	R	I	N	G	I	N	G	S	I	N	G	I	N	G		
7	B	A	K	I	N	G	S	H	A	K	I	N	G			
8	C	O	O	K	I	N	G	L	O	O	K	I	N	G		
9	M	E	E	T	I	N	G	E	A	T	I	N	G			
10	S	H	A	V	I	N	G	W	A	V	I	N	G			

► 2. Kannst du diese Geheimschrift lesen?

A	B	C	D	E	F	G	H	I	J	K	L	M	N	O	P	Q	R	S	T	U	V	W	X	Y	Z
8	17	10	1	6	25	13	21	12	18	20	11	4	15	23	2	14	5	26	9	16	22	19	24	7	3

9/21/6/5/6 12/26 15/23 9/12/4/6  
 9/23 25/12/15/12/26/21 9/21/12/26  
 5/21/7/4/6

THERE IS NO TIME  
 TO FINISH THIS  
 RHYME

► 3. Suche die Übersetzung zu jeder Strophe.


1. rhyming is easy  
just do as I say  
let's work together  
is that okay?
2. take your pen  
think of a clown  
that's very good  
write it down
3. think of a circus  
of lions or so  
easy you see  
just let it go
4. horses, acrobats  
and all the rest  
work it out  
do your best!

- 1
- B
- 2
- D
- 3
- A
- 4
- C

- A. denke an einen Zirkus  
an Löwen oder dergleichen  
ganz einfach siehst du  
mach es nur so
- B. Reimen ist einfach  
tue nur was ich sage  
lass uns zusammen arbeiten  
ist das in Ordnung?
- C. Pferde, Akrobaten  
und alles Andere  
arbeite daran  
gib dein Bestes!
- D. nimm deinen Stift  
denke an einen Clown  
das ist sehr gut  
schreibe es auf

► 4. Zeichne den Jungen der zu reimen versucht.

Just do what I say,  
okay?



son /

father

legs	Beine
eyes	Augen
nose	Nase
mouth	Mund
ears	Ohren
knees	Kniee
toes	Zehen
head	Kopf
hair	Haar
tongue	Zunge
nails	Nägel
back	Rücken
chin	Kinn
skin	Haut
everything	alles
a part	ein Teil
body	Körper
swings	schwingt
listens	hört
walks	geht
talks	spricht
reads	liest
thinks	denkt
fight	kämpft
gives	gibt
grows	wächst
lives	lebt
place	Ort

# My body

13

arms and legs  
eyes and nose  
mouth and ears  
knees and toes

head and hair  
hands and neck  
tongue and nails  
feet and back

fingers and chin  
bones and skin  
everything you see  
is a part of me

this body

works and sings  
dreams and swings  
it listens and walks  
it sees and talks

it swims and drinks  
it reads and thinks  
it fights and gives  
it grows and lives

this body of mine  
is a wonder you see  
it is the perfect  
place for me





► 1. Trage die unten stehenden Wörter hier ein.

# My body

1. HAIR

2. NECK

3. FOOT

4. HEAD

5. HAND

6. KNEE

7. ARM

8. LEG

A. arm, B. foot, C. hair, D. hand, E. head, F. knee, G. leg, H. neck

► 2. Suche die korrekte Übersetzung.

1. von Kopf bis Fuß
2. sich über Wasser halten
3. sich vor Lachen kugeln
4. Kopf oder Zahl

- A. laugh your head off  
 B. head or tails  
 C. from head to toe  
 D. keep your head above water

1

C

2

D

3

A

4

B

► 3. Zeichne eine Linie zum richtigen Wort.

1. denkt

2. träumt

3. wächst

4. lebt

5. kämpft

6. arbeitet

7. schwimmt

A. grows

B. works

C. thinks

D. fights

E. swims

F. dreams

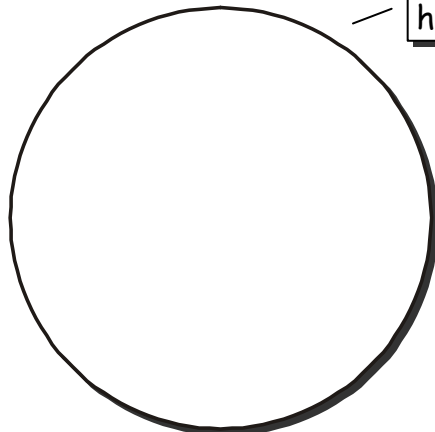
G. lives

► 4. Zeichne die Rückseite der Münze.

tails/Zahl



head/Kopf



shopping	Einkäufe
I know	ich weiß
free	frei
don't wait	warte nicht
shops	Läden
still open	noch offen
went	ging
buy	kaufen
cheese	Käse
bullet	Kugel
flew	flog
strange	fremde
to shout	rufen
fight	kämpfen
gun	Pistole
knife	Messer
die	sterben
no harm	kein Schaden
instead	anstatt
shooting	drehen
for the show	nur Schau

# Shopping

14

"Paul, can you do  
some shopping for me?

Please no excuses.

I know you are free.

Here is the list  
now go, don't wait.

Shops are still open  
don't be late."

I went to the supermarket,  
to buy some milk, cheese and bread.

Then this bullet came and flew  
right over my head.

Strange things happen here in town.

Shooting like cowboys night and day.

People shouting "Get out of the way!"

There I was in the middle of a fight.

On my left two men with guns, on my right  
a big man with a knife, holding a beautiful miss.

He smiled at me and then gave her a kiss.

She did not want that, I could see  
this woman, she was staring at me.

I said: "Take me, let her go.

She is too young to die, you know."

He looked at me and said very calm:

"Leave this place kid, I wish you no harm."

I said: "Hey man, did you not hear what I said?

Let the lady go, take me instead.

There is no other way.

Listen to me and do as I say."

He smiled and said: "Relax, be cool.

You are a very big fool.

We are shooting ... a film!

The cameras are there.

Actors and actresses everywhere.

Now we have to do


this part again.

Please go,

Mister Hero."

I looked at him and said:


"Sorry, but how could I know  
the shooting was just for the show?"



► 1. Schreibe zu jedem Bild den richtigen Buchstaben.

# Shopping

1. A



2. C



3. D

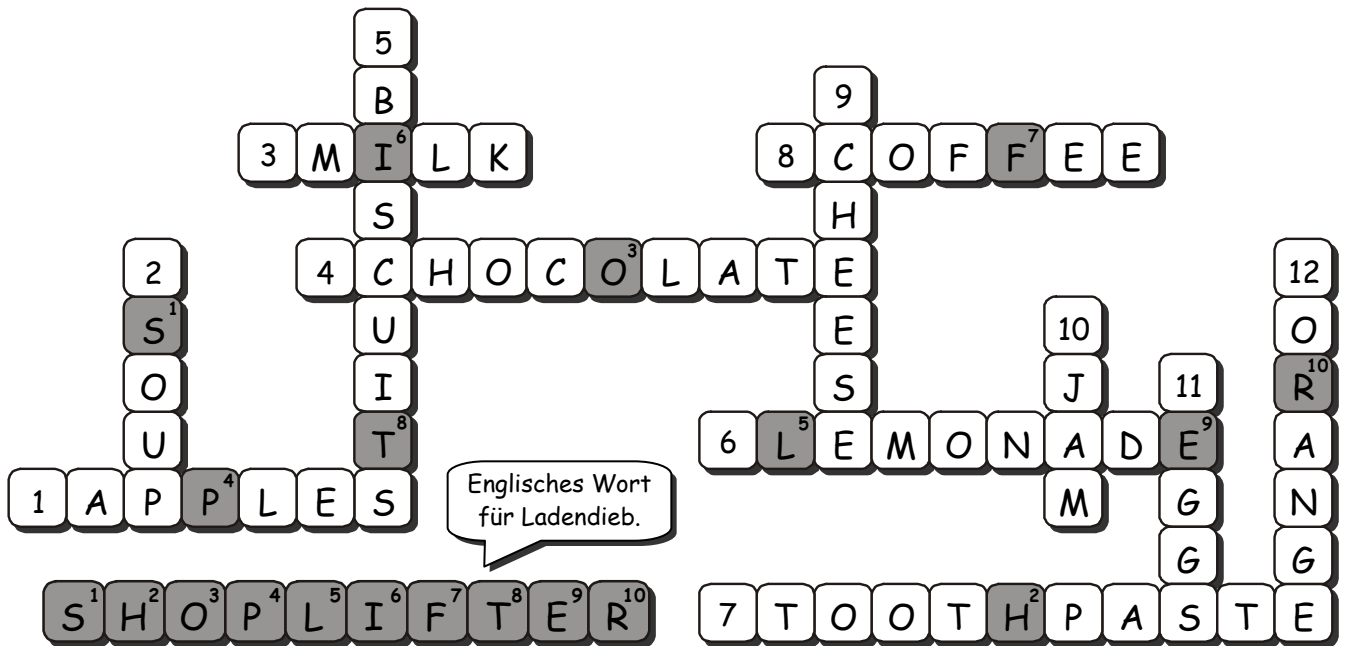


4. B



A. warm bread, B. Italy, C. salt and pepper, D. butcher

► 2. Trage die zwölf Einkaufsgegenstände in das Rätsel ein.



A. apples, B. biscuits, C. cheese, D. chocolate, E. coffee, F. eggs, G. jam, H. lemonade, I. milk, J. oranges, K. soup, L. toothpaste

► 3. Addiere die unten stehenden Beträge.

## TESCO

LONDON 4420 7437 4370

	£
Uncle Ben's Rice 250 G	1, 15
Colgate toothpaste	1, 99
Heinz Big Soups	0, 79
Pepsi 6x330ml pack	2, 08
Milk chocolate 300g	1, 08
Fruit juice orange 4x1L	2, 15
Roll on Deodorant	1, 58
Washing Up Liquid 500ml	0, 95
Coconut Cookies	0, 98

TOTAL TO PAY

£ 12,75

► 4. Zeichne eine Werbung für eines der hier daneben genannten Produkte.

there once was	es war einmal
lion	Löwe
roared	brüllte
said	sagte
brilliant	genial
to the fox	zu dem Fuchs
bear	Bär
good news	gute Nachricht
listen	höre zu
you two	ihr zwei
today	heute
together	zusammen
isn't that	ist es nicht
great	großartig
wait	warte
don't you see	sehen sie nicht
kill	töte
deer	Hirsch
really	wirklich
a part	ein Teil
get out	verschwinde
the king	der König
for me alone	für mich allein
before you go	bevor Sie gehen

# The lion

15



there once was a lion  
he roared and said  
I have this brilliant  
idea in my head

he said to the fox  
and to the bear  
good news for you  
so listen you two

today we are going  
to work together  
isn't that great  
let's not wait

we are partners  
don't you see  
so kill a deer  
and bring it to me

they were a team  
and killed a deer  
then the lion said  
come over here

we worked together  
this deer is dead  
but there is a brilliant  
idea in my head

you really think  
a part of this deer  
is what I want  
get out of here!

I am the king  
sit on the throne  
this deer is for me  
for me alone

before you go  
oh no!

oh yes, you see  
I have another  
brilliant idea

► 1. Übersetze die vier  
Tiernamen.

# The lion



**Bear**

1. BÄR

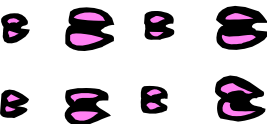
2. FUCHS

**Fox**



3. HIRSCH

**Deer**



4. LÖWE

**LION**

► 2. Suche das richtige englische Sprichwort.

1. Bellende Hunde beißen nicht.
2. Die Katze aus dem Sack lassen.
3. Den Stier bei den Hörnern packen.
4. Es regnet in Strömen.
5. Keine schlafenden Hunde wecken.
6. Den Karren vor das Pferd spannen.
7. In die Höhle des Löwen gehen.
8. Krokodilstränen.

P  
R  
O  
V  
E  
R  
B  
S

- E. Let sleeping dogs lie.
- S. Crocodile tears.
- B. In the lion's den.
- R. To let the cat out of the bag.
- V. It's raining cats and dogs.
- P. Barking dogs seldom bite.
- O. Take the bull by the horns.
- R. To put the cart before the horse.

Ein Geheimnis  
verraten.

Englisches Wort für Sprichwörter.

► 3. Suche die Wörter in diesem Wortsuchspiel.

- |              |             |            |
|--------------|-------------|------------|
| 1. bear      | 6. dog      | 11. lion   |
| 2. bull      | 7. elephant | 12. monkey |
| 3. camel     | 8. fox      | 13. mouse  |
| 4. cat       | 9. giraffe  | 14. snake  |
| 5. crocodile | 10. horse   | 15. tiger  |

E	L	I	D	O	C	O	R	C
T	G	B	U	L	L	C	A	T
N	I	Y	E	K	N	O	M	H
A	R	E	S	L	R	A	E	B
H	A	S	N	I	D	Y	H	L
P	F	U	A	O	O	X	O	R
E	F	O	K	N	G	O	R	S
L	E	M	E	E	N	F	S	A
E	R	E	G	I	T	A	E	C

► 4. Trage hier die restlichen Buchstaben ein.

H Y E N A

► 5. Zeichne das Tier mit diesen Fußspuren.



only	nur
dark	dunkle
break into	einbrechen in
hide	verbergen
easy	einfach
saves	spart
like	wie
chair	Stuhl
ever again	nie wieder
went	ging
criminals	Kriminelle

# Thief

16



I am a man,  
my name is Clark.  
I like working,  
but only in the dark.

So, what do I do  
in the dark, at night?  
Break into houses,  
that is right!

I try to find,  
when I am inside,  
the things that people  
normally hide.

I am talking about  
money, diamonds  
and golden rings.  
That sort of things!

One night,  
I had this plan  
to break into the villa  
of a very rich man.

I went to that house  
and found my way in.  
The next problem was  
where to begin.

But waiting for me  
on a table in the dark,  
were money and rings!  
"Take it, dear Clark."

This makes my work  
very easy, you see.  
And saves a lot of time  
for a man like me.

This rich man is  
a big help, you know.  
Just put it in a bag  
and I can go.

Then someone said:  
"What are you doing there?"  
He was sitting  
in a chair.

"Get out of this villa  
right now and then  
I don't want to see you  
ever again!"

"Alright", I said.  
This was not fun.  
"Good evening, sir."  
He had a gun!

I left the villa  
very fast, it's true.  
I don't like people  
with guns, do you?

Next morning I heard  
the news on the radio.  
Things were stolen,  
from that villa, you know.

I went to the place.  
Police everywhere  
and the rich man too,  
just sitting there.

I saw him very well.  
It was day, it was light.  
But he was not the man  
I had seen, last night!

That man I saw  
in the villa, last night,  
was a thief.  
I know I am right.

This must be shocking  
for all of you:  
some people are  
criminals. It's true!



► 1. Schreibe unter jedes Bild das richtige Wort.

# Thief



1. criminals



2. under arrest



3. motorbike



4. thief

A. thief, B. motorbike, C. criminals, D. under arrest

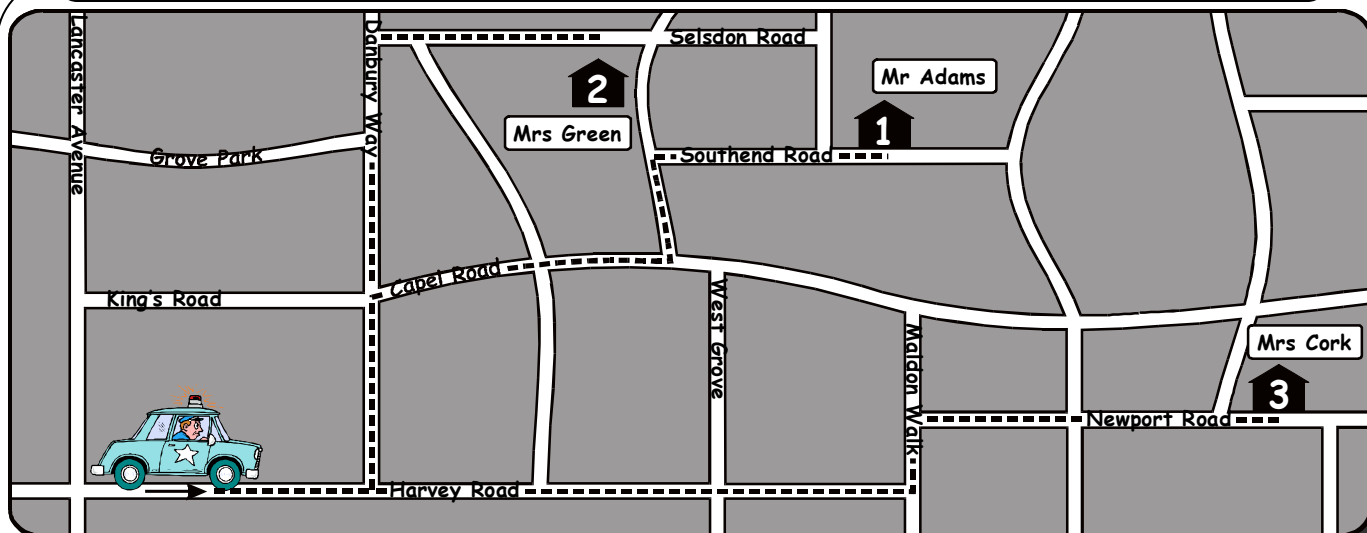
► 2. Kreise jeden fünften Buchstaben ein.

RTUW O T S B O N C D E F C J B M Z E A  
 K L Y A T F H S T V B Z E H M S I R I F G J U E  
 P O R I F U W Y T A Q R S D L H F K A W C N  
 X B A N C Y E Y Z S E I S T H D F A S L P O T R  
 K D M H E H U Z I S D H R E W Y P L F B D F K  
 O N C E A T H I E F  
 A L W A Y S A T H I E F

► 3. Zeichne deinen eigenen 'fingerprint'.



► 4. Zeichne die drei Routen auf dem Plan ein. Kommst du zu Mrs Green, Mr Adams oder Mrs Cork?



1. Turn left (links) into *Danbury Way*.
2. Turn right into *Capel Road*.
3. Take the second (2<sup>nd</sup>) left.
4. Take the first (1<sup>st</sup>) right.
5. Go straight on.
6. It's on your left.

A. Mr Adams

1. Turn left into *Danbury Way*.
2. Take the second (2<sup>nd</sup>) right.
3. Go straight on.
4. It's on your right.

B. Mrs Green

1. Go straight on. (geradeaus)
2. Turn left into *Maldon Walk*.
3. Take the first (1<sup>st</sup>) right.
4. Go straight on.
5. It's on your left.

C. Mrs Cork



garden	Garten
tea	Tee
talking	sprechen
then	dann
the telephone	das Telefon
listen	höre zu
can wait	kann warten
aunt	Tante
alone	allein
I am away	ich bin weg
don't like her	mag sie nicht
because	denn
never	niemals
nice	lieb
who	wer
surprise	Überraschung
how	wie
did you know	wusstest du
about me	über mich

# In the garden

17



in the garden  
drinking some tea  
sitting and talking  
then you see

ring

the telephone  
that's late  
listen William  
it can wait

ring

if that's aunt Claire  
on the phone  
tell her that  
you are alone

ring

tell her that  
we are okay  
but she can't come  
and I am away

ring

I don't like her  
because you see  
she is never nice  
to me

the ringing has stopped  
it's over my dear  
smile again  
no problem then  
ding-dong

that's the doorbell  
who is there  
what a surprise  
it is aunt Claire

nice to see you  
that is right  
how did you know  
we were home tonight?

I heard you two  
talking there  
was it about me?

Oh no aunt Claire!

► 1. Schreibe unter jedes Bild das richtige Wort.

## In the garden



1. rose



2. hose



3. tulip




4. rake



5. sunflower

A. tulip, B. sunflower, C. hose, D. rake, E. rose

► 2. Wie viele 'flowers' siehst du hier?



1. forty-three ☐ 3. forty-five ☐  
2. forty-four ☒ 4. forty-six ☐

► 3. Wie lautet die korrekte Übersetzung?

1 Blumen	L	M rake
2 Garten	A	R fence
3 Gärtner	W	W plants
4 Gras	N	E shed
5 Harke	M	W gardener
6 Pfad	O	L flowers
7 Pflanzen	W	O path
8 Scheune	E	N grass
9 Zaun	R	A garden

Englisches Wort für Rasenmäher.

► 4. Suche aus der rechten Spalte den richtigen englischen Satz zu den Sätzen in der linken Spalte.

- Tante Claire hier.
- Hallo Tante Claire. Du sprichst mit Tom. Wie geht es Dir?
- Hallo Tom. Nett, dass du mich anrufst. Ja es geht mir gut. Und Dir? Wie geht es dir in der Schule?
- Die Schule ist prima. Aber ich bekomme viel Hausaufgaben. Würdest du nächsten Samstag zu meinem Geburtstag kommen?
- Natürlich, natürlich Tom. Danke für die Einladung. Samstagabend?
- Ja und vergiss mein Geburtstagsgeschenk nicht!
- Sorry Tom, ich kann Dich nicht verstehen.
- VERGISS MEIN GESCHENK NICHT!
- Nein Tom, natürlich nicht. Bis Sonntag also.
- Bis SAMSTAG Tante Claire.

1	E
2	J
3	G
4	D
5	B
6	I
7	H
8	F
9	A
10	C

- No Tom, of course not. See you on Sunday.
- Of course, of course Tom. Thanks for the invitation. Saturday evening?
- Till SATURDAY aunt Claire.
- School is okay. But I have a lot of homework. Would you like to come to my birthday party, next Saturday?
- Aunt Claire speaking.
- DON'T FORGET MY PRESENT!
- Hello Tom. How nice of you to call me. Yes, I'm alright. What about you? How is school?
- Sorry Tom, I can't hear you.
- Yes and don't forget my birthday present!
- Hello aunt Claire. This is Tom on the line. How are you?

answer	antworte
sixty-one	einundsechzig
twenty-four	vierundzwanzig
any idea	jede Idee
first	zuerst
easy	einfach
way	Weise
how much	wieviel
the answer	die Antwort
think again	denke nochmals
eighty	achtzig
still	noch
alive	am Leben
great	großartig
forget	vergesse
the sums	die Aufgaben
can wait	können warten

# Numbers

18

Brian,

answer me  
sixty-one  
plus twenty-four  
any idea?

first sixty  
and twenty okay  
let's do it  
the easy way

Brian!

how much is  
six and two  
is that a problem  
for you?

eight is the answer  
so sixty and twenty  
think again  
make eighty then

Brian!!

sixty and twenty  
make eighty so  
now it's easy  
I think you know

that is eighty  
plus the five  
Brian are you still  
alive?

Brian?!

eighty and five  
is eighty-five okay  
thanks Brian  
for your help today

you were good  
it was great  
forget the sums  
this work can wait



► 1. Ziehe eine Linie von einer Zahl zur anderen. Was siehst du?

# Numbers

1	11	21	31	41	51	61	71	81	91
2	12	22	32	42	52	62	72	82	92
3	13	23	33	43	53	63	73	83	93
4	14	24	34	44	54	64	74	84	94
5	15	25	35	45	55	65	75	85	95
6	16	26	36	46	56	66	76	86	96
7	17	27	37	47	57	67	77	87	97
8	18	28	38	48	58	68	78	88	98
9	19	29	39	49	59	69	79	89	99
10	20	30	40	50	60	70	80	90	100

Ziehe eine durchgehende Linie. Fange bei seventy-one an.

Ziehe noch eine Linie ab sixty-two.

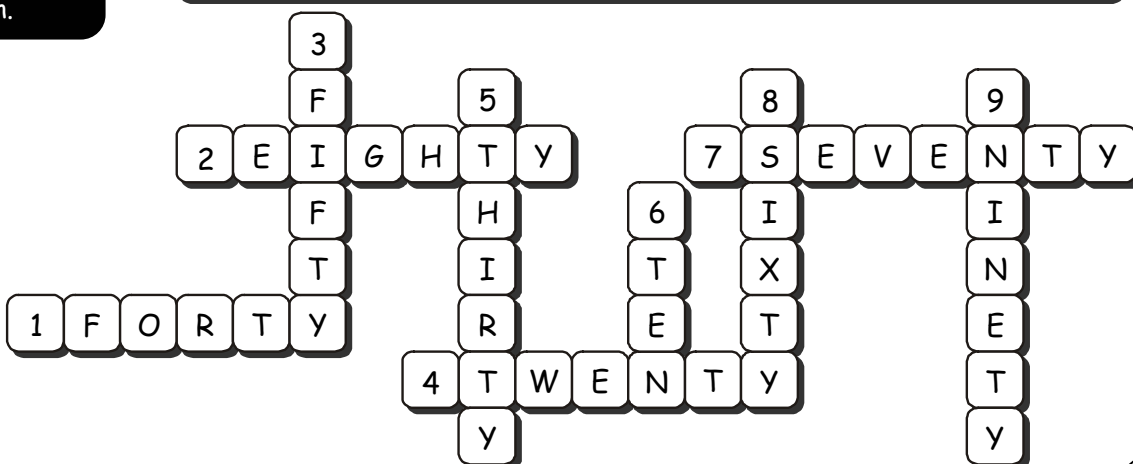
1. seventy-one (71)
2. seventy-seven
3. ninety-seven
4. ninety-eight
5. seventy-eight
6. eighty
7. seventy
8. sixty-eight
9. eight
10. seven
11. sixty-one
12. seventy-one

1. sixty-two (62)
2. seventeen
3. sixty-seven
4. sixty-two



► 2. Trage hier unten die Zehner ein.

ten, twenty, thirty, forty, fifty, sixty, seventy, eighty, ninety



► 3. Denke dir eine Figur aus. Schreibe die Zahlen auf und lasse dieses Rätsel von jemand anderem lösen.

1	11	21	31	41	51	61	71	81	91
2	12	22	32	42	52	62	72	82	92
3	13	23	33	43	53	63	73	83	93
4	14	24	34	44	54	64	74	84	94
5	15	25	35	45	55	65	75	85	95
6	16	26	36	46	56	66	76	86	96
7	17	27	37	47	57	67	77	87	97
8	18	28	38	48	58	68	78	88	98
9	19	29	39	49	59	69	79	89	99
10	20	30	40	50	60	70	80	90	100

Schreibe hier die Zahlen auf.

I love	ich liebe
snow	Schnee
ice	Eis
the cold	die Kälte
it feels	es fühlt
nice	angenehm
all houses	alle Häuser
seem	scheinen
bright	hell
little	kleine
lanterns	Laternen
night	Nacht
presents	Geschenke
tree	Baum
Christmas	Weihnachten
icy	eisig
blows	bläst
every day	jeden Tag
fast	schnell
there I go	dort gehe ich
skates	Schlittschuhe
frozen	gefroren
floor	Boden
nothing	nichts
anymore	mehr
snowman	Schneemann
world	Welt
so white	so weiß
completely	ganz
right	gut
fireworks	Feuerwerk
people	Leute
shout	rufen
over and out	aus und vorbei
it has gone	es ist weg
came	kam
twice	zweimal
a year	im Jahr

# December

19

I love December  
snow and ice  
I love the cold  
it feels so nice

all houses seem  
warm and bright  
little lanterns  
in the night

presents lying  
under the tree  
Christmastime  
for the family

an icy wind  
blows all the way  
I love December  
every day

fast as light  
there I go  
on my skates  
in the snow

gliding on  
a frozen floor  
I want nothing  
anymore

a snowman in  
a world so white  
makes it all  
completely right

fireworks start  
and people shout  
December is now  
over and out

it has gone  
no longer here  
I wish it came  
twice a year!




► 1. Schreibe unter jedes Bild das richtige Wort.

# December



1. decoration



2. candle



3. tree




4. Santa Claus



5. presents

A. tree, B. candle, C. presents, D. decoration, E. Santa Claus

► 2. Hilf Santa Claus zu seinem Schlitten zu kommen.



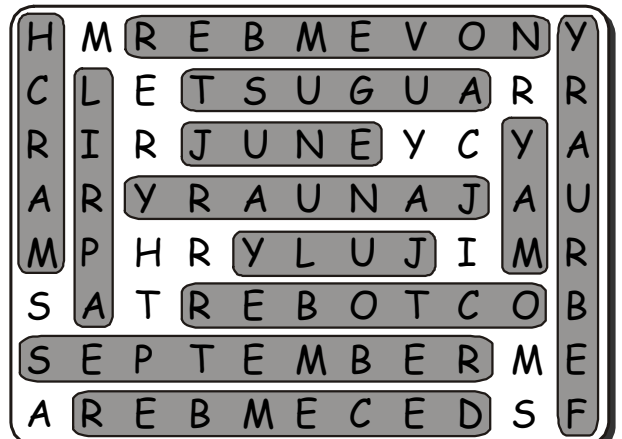
► 3. Beantworte die Fragen über Dezember.

Monday		5	12	19	26
Tuesday		6	13	20	27
Wednesday		7	14	21	28
Thursday	1	8	15	22	29
Friday	2	9	16	23	30
Saturday	3	10	17	24	31
Sunday	4	11	18	25	

- Der 14. Dezember ist ein Wednesday/Thursday.
- Es gibt four/five Montage im Dezember.
- Der 1. Weihnachtstag ist ein Saturday/Sunday.
- Der 20. Dezember ist ein Monday/Tuesday.
- Der 1. Januar fällt auf einen Sunday/Monday.

► 4. Suche alle Monate des Jahres.

January, February, March, April, May, June, July, August, September, October, November, December



M E R R Y C H R I S T M A S

the house	das Haus
I live in	worin ich wohne
simple	einfach
small	klein
living room	Wohnzimmer
kitchen	Küche
bedrooms	Schlafzimmer
that's all	das ist alles
but	aber
next door	nebenan
everything	alles
big	groß
eighty	achtzig
gym	Sportsaal
even	selbst
to land	zu landen
each room	jedes Zimmer
as you	wie sie
understand	verstehen
lots of	sehr viel
guards	Wächter
working	arbeiten
dogs	Hunde
everywhere	überall
not easy	nicht einfach
prison	Gefängnis

# House

the house  
I live in  
is very simple  
and small

a living room  
a kitchen  
three bedrooms  
that's all

but the place  
next door  
has everything  
to me

it's big with  
eighty rooms  
plus a gym  
you see

it even has  
a place  
for a helicopter  
to land

televisions  
in each room  
as you will  
understand

lots of guards  
are  
working  
there

and dogs  
are  
running  
everywhere

but it's  
not easy  
to get in  
or out

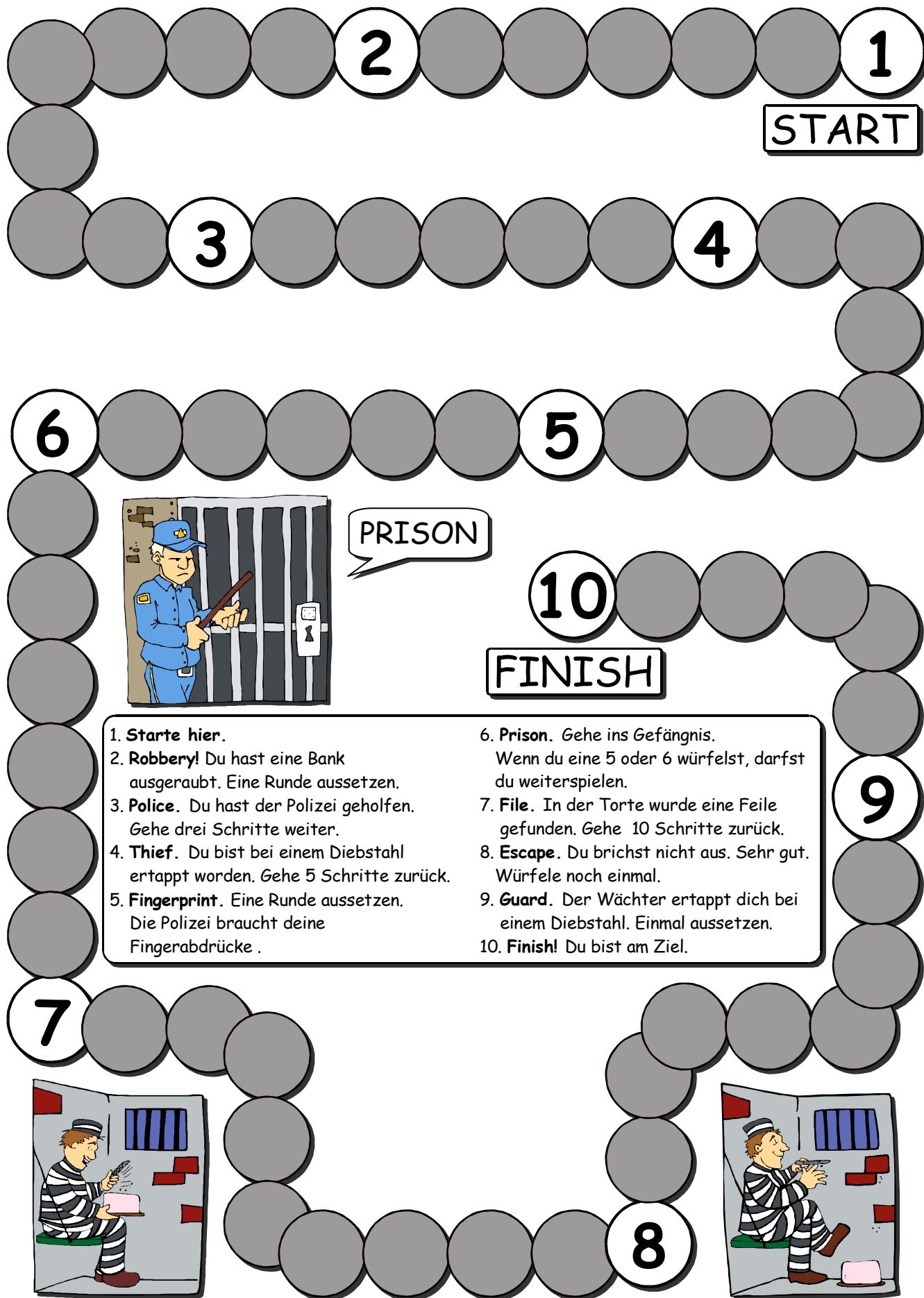
this is  
a prison  
I am talking  
about!






► Würfele der Reihe nach bis du am Ziel bist.

# House



- |  |   |
|--|---|
| <ol style="list-style-type: none"> <li>1. <b>Starte hier.</b></li> <li>2. <b>Robbery!</b> Du hast eine Bank ausgeraubt. Eine Runde aussetzen.</li> <li>3. <b>Police.</b> Du hast der Polizei geholfen. Gehe drei Schritte weiter.</li> <li>4. <b>Thief.</b> Du bist bei einem Diebstahl ertappt worden. Gehe 5 Schritte zurück.</li> <li>5. <b>Fingerprint.</b> Eine Runde aussetzen. Die Polizei braucht deine Fingerabdrücke.</li> </ol> | <ol style="list-style-type: none"> <li>6. <b>Prison.</b> Gehe ins Gefängnis. Wenn du eine 5 oder 6 würfelst, darfst du weiterspielen.</li> <li>7. <b>File.</b> In der Torte wurde eine Feile gefunden. Gehe 10 Schritte zurück.</li> <li>8. <b>Escape.</b> Du brichst nicht aus. Sehr gut. Würfele noch einmal.</li> <li>9. <b>Guard.</b> Der Wächter ertappt dich bei einem Diebstahl. Einmal aussetzen.</li> <li>10. <b>Finish!</b> Du bist am Ziel.</li> </ol> |
|--|---|



# Names

Brian and Andy  
Steve and Mandy  
Lisa and Joy  
Christie and Roy

Amber and Barry  
Brenda and Harry  
Sammy and Jane  
Kristie and Wayne

James and Leslie  
Claire and Wesley  
Perry and Hannah  
Chris and Savannah

Lucy and Shelly  
Nigel and Kelly  
Scott and Bridget  
Will and Midget

Ryan and Tracy  
Thomas and Stacey  
Sandra and Nick  
Nancy and Rick

Floyd and Toby  
Roy and Coby  
Kirsten and Fred  
Linda and Ted


Ella and Ryan  
Ingrid and Brian  
Elton and Zoey  
Harris and Joey

Abby and Jim  
Wendy and Tim  
Joyce and Ben  
Krista and Glen

Eileen and Paul  
Sarah and John  
there is a name  
for everyone!

► 1. Schreibe die richtigen Namen in alle Felder.  
Namen in alle Felder.

# Names



- A. I am **Jennifer**. I am in the front row, on the left. Brille
- B. **Kevin** is my name. I am standing in the back row with my glasses on.
- C. Hello. I am **Tina**. I have long blonde hair and I am sitting in the centre of the front row.
- D. I am in the middle row, second (2<sup>nd</sup>) from the left and my name is **Richard**.
- E. **Edward** is my name. I am in the middle row, second from the right.
- F. I am **Lucy**. You can see me in the back row, on the left.

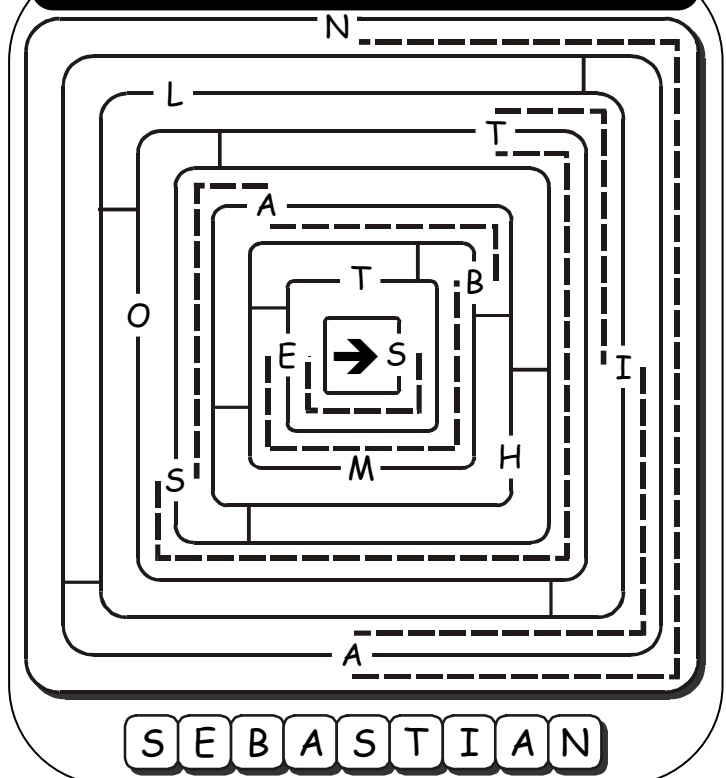
► 2. Trage die Namen in alphabetischer Reihenfolge in die Felder ein.

1	C	H	A	R	L	E	S		
2	C	H	R	I	S	T	I	N	E
3	C	O	N	N	O	R			
4	D	A	I	S	Y				
5	E	L	O	I	S	E			
6	E	T	H	A	N				
7	J	U	S	T	I	N			
8	L	A	R	R	Y				
9	M	A	R	L	O	N			
10	N	O	A	H					
11	O	L	I	V	I	A			
12	R	A	Y	M	O	N	D		
13	R	O	S	I	E				

- A. Ethan  
B. Noah  
C. Olivia  
D. Charles  
E. Raymond  
F. Justin  
G. Daisy  
H. Christine  
I. Marlon  
J. Larry  
K. Connor  
L. Rosie  
M. Eloise

Englisches Wort für Vorname.

► 3. Schreibe nur die Buchstaben auf, die auf dem richtigen Weg zum Ausgang stehen.



I have	ich habe
a friend	ein Freund
let me	lass mich
very well	sehr gut
he's	er ist
big and black	groß und schwarz
flat	flach
do you have	hast du
like	wie
always	immer
just	nur
of mine	von mir
whole	ganz
all the news	alle Nachrichten
know	wissen
every	jede
early	früh
watch	fernsehen
listen	anhören
talking	reden
mouth	Mund
really	wirklich
on my side	auf meiner Seite

## Friend

22

I have a friend  
and let me tell  
he makes me feel  
so very well

he's big and black  
wide and flat  
do you have  
a friend like that?

he's always there  
just for me  
this friend of mine  
is a TV

every minute  
the whole day long  
he lets me see  
what's going on


films and soaps  
sports or a show  
all the news  
I want to know

every action  
every kiss  
there is nothing  
that I miss

I start early  
that is right  
watch until  
twelve at night

there's a problem  
I must say  
he can't listen  
not one day

always talking  
mouth open wide  
is he really  
on my side?



► 1. Schreibe die richtigen Wörter unter jede Abbildung.

## Friend



1. headphones



2. camera



3. television

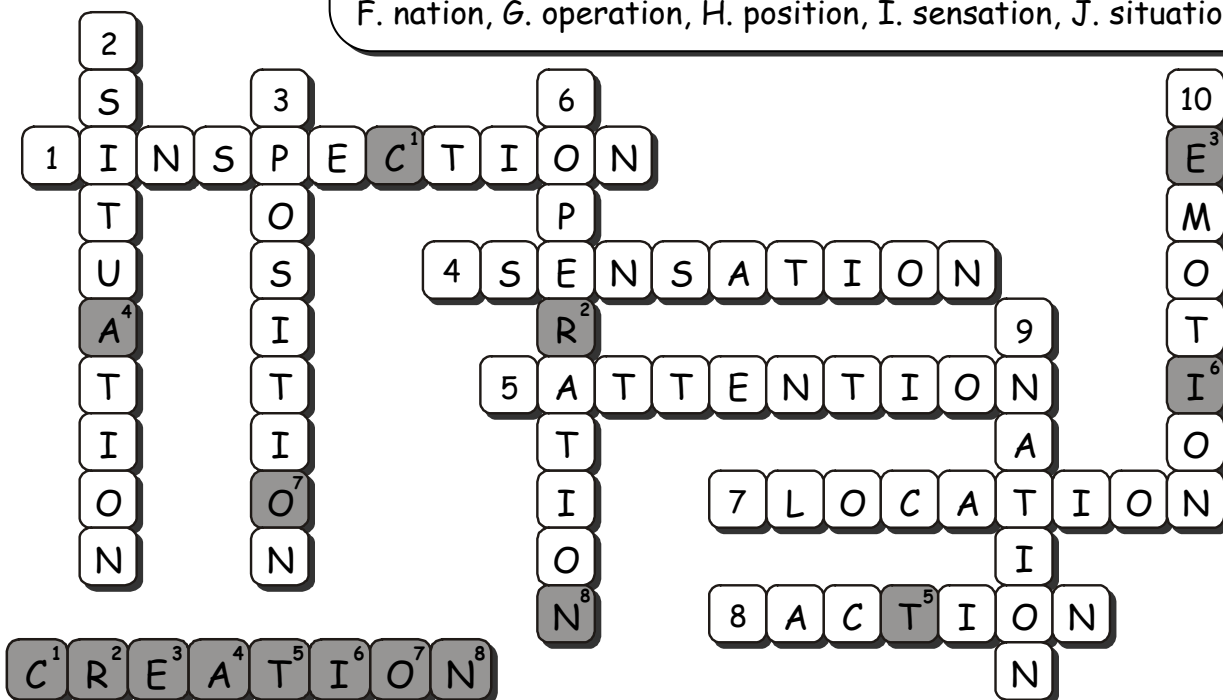


4. remote control

A. remote control, B. camera, C. television, D. headphones

► 2. Trage die unten stehenden Wörter in das Rätsel ein.

A. action, B. attention, C. emotion, D. inspection, E. location, F. nation, G. operation, H. position, I. sensation, J. situation



► 3. Ordne die Buchstaben richtig zu.

1. Soaps

C

M. Match of the day

2. News

O

S. Jukebox

3. Sport

M

I. Ducktales

4. Films

E

D. The final question

5. Quiz

D

E. Animal Park

6. Cartoons

I

C. Eastenders

7. Nature

E


E. Zorro

8. Music

S

O. World News

► 4. Was ist deine Lieblingssendung?



weather	Wetter
forecast	Vorhersage
with	mit
please	bitte
of course	natürlich
everything	alles
cloudless	wolkenlos
sky	Himmel
went up	stiegen an
sunny spells	sonnige Perioden
raindrops	Regentropfen
roof	Dach

# The weather

23



and now from our new  
TV studio in Aberdeen  
the weather forecast  
with Keith Green

good evening Keith  
will it be sun or snow  
please tell us!  
we want to know

of course of course  
wait and listen well  
to everything  
I am going to tell

first my friends  
I have to say  
the weather here  
was fine today

a lot of sun  
a cloudless sky  
so temperatures  
went up high

tonight it will be  
cold and rainy too  
that's what I  
am telling you

better stay home  
and do what is best  
have a long night  
take a good rest

but tomorrow  
if I am right  
will make you forget  
the cold at night

the sun will shine  
the whole day long  
I am absolutely sure  
this can't go wrong

the wind will be soft  
the temperature high  
a perfect day  
in every way

go to the beach  
or the swimming pool  
enjoy the weather  
and stay cool!

the day after that  
so my computer tells  
will have again  
these sunny spells

hey these raindrops  
are falling on me!  
something is wrong  
I can't go on

sorry for you  
Mr. Green I think  
the studio's roof  
is not weatherproof

but your forecast  
for tonight  
is absolutely  
right!

why do I  
always have  
to be right?

that was  
all for  
tonight



► 1. Schreibe das richtige Wort unter jedes Bild.

# The weather



1. Winter



2. Herbst



3. Sommer




4. Frühling

A. Frühling, B. Winter, C. Sommer, D. Herbst

► 2. Welche Buchstaben bleiben übrig?

Streiche in dem unten stehenden Kasten die Buchstaben dieser Wörter durch:

1. climate, 2. weather, 3. weatherman,
4. weather report



Welches Wort ergeben die vier übrig gebliebenen Buchstaben?

M I S T

► 3. Suche die richtige Übersetzung.

1 Frost

T

O hail

2 Hagel

O

S clouds

3 Regen

R

D sunshine

4 Schauer

N

O temperature

5 Schnee

A

T frost

6 Sonnenschein

D

R rain

7 Temperatur

O

N showers

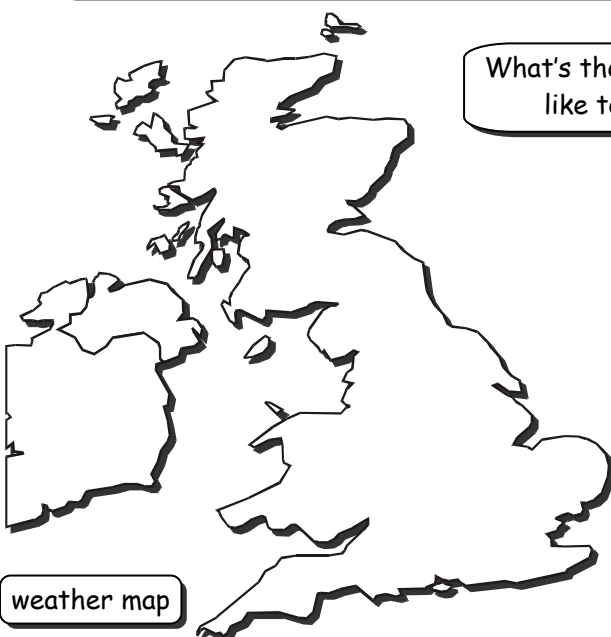
8 Wolken

S

A snow

Kennst du dieses Wort? Yes/No.

► 4. Beantworte die Fragen über das Wetter heute und zeichne eine dazugehörige Wetterkarte.



What's the weather like today?

1. Temperature ..... °C
2. Sunshine Yes/No
3. Cloudy Yes/No
4. Rain Yes/No
5. Snow Yes/No
6. Wind Yes/No
7. Frost Yes/No

Zeichne die Symbole, die du in der Karte verwenden willst.

A. Sunshine

D. Snow

B. Clouds

E. Wind

C. Rain

F. Frost



ticking	ticken
ringing	läuten
singing	singen
cracking	knacken
dripping	tröpfeln
smacking	schmatzen
grinding	knirschen
tapping	klopfen
tinkling	klingleln
clapping	klatschen
referee	Schiedsrichter
whistling	pfeifen
woman	Frau
crying	schreien
wailing	heulen
sighing	säuseln
child	Kind
screaming	kreischen
girls	Mädchen
cackling	kichern
snow	Schnee
crunching	knirschen
fire	Feuer
crackling	prasseln
a rope	ein Seil
snapping	reißen
thunder	Donner
rumbling	grollen
my tummy	mein Magen
grumbling	knurren
someone	jemand
shouting	rufen
the stairs	die Treppe
creaking	knarren
a whip	eine Peitsche
door	Tür
squeaking	quietschen
these noises	diese Laute
too much	zu viel

## Sounds

a clock is ticking  
bells are ringing  
a horn is beeping  
a star is singing

machines are whining  
ice is cracking  
water is dripping  
I am smacking

teeth are grinding  
fingers are tapping  
keys are tinkling  
hands are clapping


a referee is whistling  
a woman is crying  
sirens are wailing  
the wind is sighing

a child is screaming  
girls are cackling  
the snow is crunching  
the fire is crackling

a rope is snapping  
thunder is rumbling  
computers are bleeping  
my tummy is grumbling

someone is shouting  
the stairs are creaking  
a whip is cracking  
the door is squeaking

all these noises  
can't you see  
that is just  
too much for me



► 1. Schreibe das richtige Wort unter jede Abbildung.


# Sounds




1. megaphone



2. Discman



3. microphone



4. speakers

A. speakers, B. megaphone, C. microphone, D. Discman

► 2. Suche die korrekte Übersetzung.

1 klatschen	S	L smacking
2 knarren	I	I crying
3 kreischen	Z	N singing
4 rufen	Z	S clapping
5 schmatzen	L	Z shouting
6 schreien	I	I creaking
7 singen	N	G dripping
8 tröpfeln	G	Z screaming

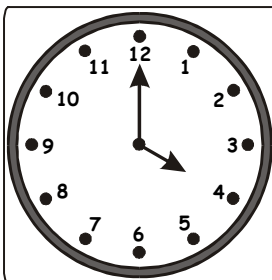
Englisches Wort für zischend.

► 3. Wähle ein Geräusch und versuche es zu zeichnen.


1. tinkling keys (klingelnde Schlüssel)
2. cracking ice (knackendes Eis)
3. grinding teeth (knirschende Zähne)
4. clapping hands (klatschende Hände)

☐  
☐  
☐  
☐

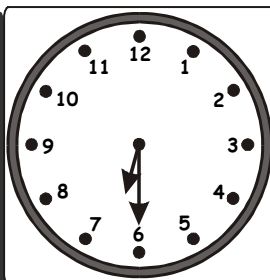
► 4. Zeichne die Zeiger ein und schreibe die richtige Zeit unter alle Uhren. (half past 6 bedeutet halb 7!)



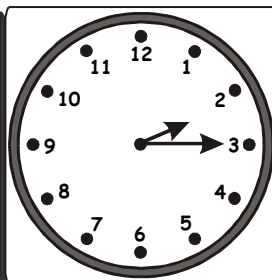
1. four o'clock




2. eleven o'clock




3. half past six




4. a quarter past two



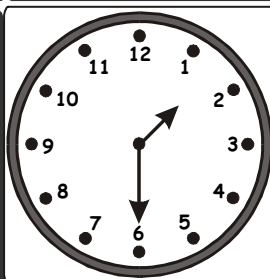
5. a quarter to nine



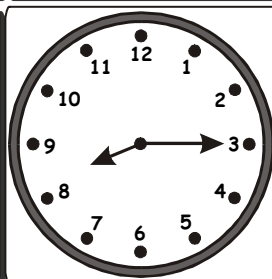
6. three o'clock



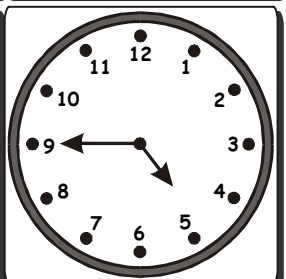
7. ten o'clock



8. half past one



9. a quarter past eight



10. a quarter to five

listen	hör zu
my mother	meine Mutter
says	sagt
please	bitte
don't wait	warte nicht
it's getting	es wird
late	spät
my father	mein Vater
looks at me	schaut mich an
homework	Schularbeit
first	zuerst
teacher	Lehrer
read	lese
questions	Fragen
brother	Bruder
I'm	ich bin
eldest	älteste
will tell you	werde dir sagen
I have to	ich muss
every day	jeden Tag
one day	eines Tages
old enough	alt genug
to live	wohnen
on my own	selbstständig
just	nur
years	Jahre

## Listen to me

25

listen  
my mother says  
it's bedtime now  
please don't wait  
it's getting late

listen  
my father says  
and looks at me  
homework first  
and then TV

listen  
my teacher says  
here is a test  
read the questions  
do your best


listen  
my brother says  
I'm the eldest here  
so I will tell you  
what to do

listen  
I have to listen  
every day  
to all the things  
they say

but one day when  
I'm old enough  
to live alone  
on my own

I will stop listening!

listen to me!  
just five more  
years to go  
OH NO!



► 1. Schreibe das richtige Wort unter jede Abbildung.

## Listen to me



1.



2.



3.



4.



5.



6.



7.



8.

A. Schwester, B. Großmutter, C. Bruder, D. Papa, E. Koch, F. Mama, G. Großvater, H. Lehrer

► 2. Wähle zuerst entweder T (True/richtig) oder F (False/falsch). Suche dann die korrekte Übersetzung.

1. (T/F) Elefanten können gut springen.
2. (T/F) Delfine schlafen mit einem offenen Augen.
3. (T/F) Die Höchstgeschwindigkeit eines Löwen ist 100 km.
4. (T/F) Eisbären sind linkshändig.
5. (T/F) Tiger sind die größten Katzen der Welt.
6. (T/F) Koalas schlafen und ruhen 8 Stunden pro Tag.
7. (T/F) Große Pandas kommen nur in China vor.
8. (T/F) Giraffen können 7 Meter groß werden.
9. (T/F) Nilpferde essen tagsüber.
10. (T/F) Ein weißer Hai kann 2000 kg wiegen.
11. (T/F) Orkas sehen schlecht.
12. (T/F) Krokodile können 65 Jahre alt werden.



☒ D

- A. Giraffes can grow up to 7 metres.
- B. Orcas have bad eyesight.
- C. Polar bears are lefthanded.
- D. Elephants can jump very well.
- E. A great white shark can weigh 2000 kg.
- F. Dolphins sleep with one eye open.
- G. Crocodiles can live up to 65 years.
- H. Hippos eat during the day.
- I. The maximum speed of a lion is 100 km.
- J. Koalas sleep and rest for 8 hours a day.
- K. Tigers are the biggest cats in the world.
- L. Giant Pandas only live in China.

► 3. Auf und ab. Befolge die Anweisungen und schreibe die Buchstaben auf.

Gehe zwei Schritte nach oben.

1. Take two steps up. (I)
2. Take one step down and two right.
3. Take one step up and one left.
4. Take one step down.
5. Take three steps down and one right.
6. Take one step up and two left.
7. Take two steps left and three up.
8. Take one step down and one right.
9. Take one step up.
10. Take three steps down and one left.
11. Take one step down and one right.
12. Take two steps right and two up.



I like	ich mag gerne
to the sea	zur See
always	immer
cannot	kann nicht
really	wirklich
that far	so weit
exactly	genau
one day	einmal
on my own	allein
but	aber
saw	sah
a girl	ein Mädchen
waving	winken
at me	zu mir
she	sie
needed	brauchte
to wait	zu warten
before	bevor
swam	schwamm
as fast	so schnell
as I could	wie ich konnte
saving	retten
it's	es ist
lovely here	herrlich hier
ashore	an Land
learned	eine Lehre sein
my lesson	
I can tell	das kann ich doch
well	sagen gut

# Swimming

26

I like going  
to the sea  
it always feels  
so good to me

I cannot really  
swim that far  
I'm not exactly  
a superstar

one day I was  
just on my own  
but I like  
to be alone

then I saw  
a girl in the sea  
and she was  
waving at me

she needed help  
no time to wait  
action before  
it was too late

I swam to her  
as fast as I could  
saving her  
felt very good

hello she said  
when I was there  
it's lovely here  
my name is Claire

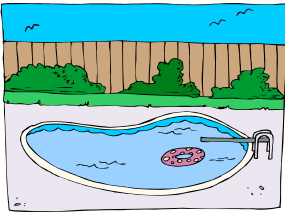
I did not feel  
so good anymore  
and she helped me  
to swim ashore

I learned my lesson  
I can tell  
waving girls  
swim really well!



► 1. Schreibe die richtigen Wörter unter jede Abbildung.

# Swimming



1. swimming pool



2. balloons



3. under water




4. sun cream



5. dog



6. swimming



7. diving



8. drinks

A. drinks, B. dog, C. balloons, D. sun cream, E. diving, F. swimming pool, G. under water, H. swimming

► 2. Suche die korrekte Übersetzung.

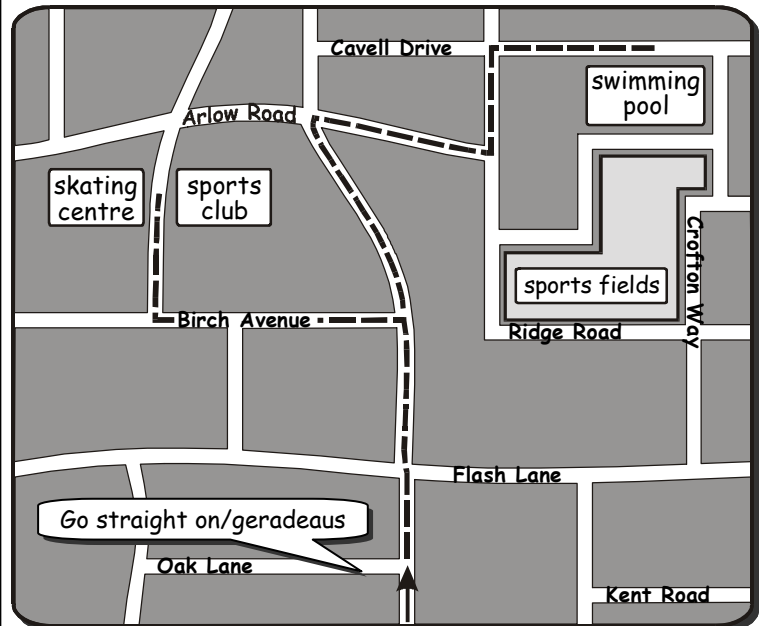
1 eislaufen	S	O running
2 Rad fahren	P	N jumping
3 rennen	O	R rowing
4 rudern	R	G diving
5 schwimmen	T	I skiing
6 Ski laufen	I	P cycling
7 springen	N	T swimming
8 tauchen	G	S skating

Englisches Wort für sportlich.

► 3. Schreibe jeden fünften Buchstaben auf.

KDWEDRUTYOSAFDYGHJLOCEV  
 AUPIOTLUETRIWQASKGFHDET  
 ERNTZLHKOTGEAGDVCIOLPORT  
 NZMAOBWIPTAMSKHFJEWENV  
 JGBFHDUELHWTAONCVCAERIH  
 DOYOU LIKE TO  
 GOTOTHE BEACH?

► 4. Zeichne die zwei Routen auf der Karte ein. Wo kommst du hin?



1. Go straight on.
2. Take the third (3<sup>rd</sup>) left.
3. Take the first (1<sup>st</sup>) right.
4. It's on your left.

A. SKATING CENTRE

1. Go straight on.
2. Take the second right.
3. Turn left at the end.
4. Take the first right.
5. It's on your right.


B. SWIMMING POOL



there once was	es war
beautiful	einmal
castle	schönes
all alone	Schloss
parents	ganz allein
gone	Eltern
lonely	fort
should be	einsam
horse	sein soll
went	Pferd
told	ging
lies	erzählte
true	Lügen
next	wahr
who	nächste
wife	wer
	Frau

# Prince John

27



There once was a prince  
with a beautiful castle.  
He lived all alone,  
just on his own.  
His parents were dead,  
his brothers gone  
and so he said:  
"This cannot go on.  
I must find a princess  
to live here with me.  
I feel so lonely.  
That's not how it should be."  
He got on his horse  
and went to a town,  
to look for a wife and start a new life.  
To the first one he saw, he told of his castle.  
She looked in his eyes and said: "Tell me no lies."  
"You don't have a castle, it cannot be true."  
The prince said: "Then it's goodbye to you."  
To the next girl he said: "How do you do?  
I am a prince and who are you?"  
"I am Miss Paula and I am sorry to say,  
you don't look like a prince, I wish you good day."  
"Well, I am a prince, you could be my wife.  
But do what you want with the rest of your life."  
To the last one he said:  
"I am just John and who are you?"  
"I'm princess Claire, how do you do?"  
"Thank you my dear, I am okay.  
But this is not my lucky day."  
"Tell me John, what sort of work do you do?"  
"I work in a castle, what about you?"  
"Well, to be honest, I am looking for a man.  
Can you help me?" "Yes, I think I can!"  
"So, what is it that you can do for me?"  
"I know a prince and he is still free."  
"Then take me to him as fast as you can.  
This prince of yours could be the right man."  
"Alright dear Claire, I will do as you say.  
Come with me, let's go right away."  
They went to the castle on the back of his horse.  
He said: "Wait in the hall, take some rest.  
Let me find the prince, I will do my best."  
At the end of the hall our John turned round.  
He came back to her and said: "Look who I found!"  
"I am prince John. You must be princess Claire.  
Welcome to my castle, I am happy you are there."  
But the princess said: "I am not a fool, my dear.  
Will you please let me out of here?  
You are just John and nothing more."  
And princess Claire walked out of the door.




► Zeichne die Bilder zu dieser Geschichte.

# Prince John

There once was a prince with a beautiful castle.

He got on his horse and went to a town.



I have a beautiful castle.

Tell me no lies.



You don't have a castle!

Then it's goodbye to you.

How do you do?

I am Miss Paula and I'm fine, thank you.

You don't look like a prince.

...do what you want with the rest of your life...



Let's go right away.

Okay!

Look who I found!

You are just John and nothing more.



I	ich
driving	fahren
could	konnte
not see	nicht sehen
very far	sehr weit
it was day	es war Tag
but	aber
grey	grau
misty	neblig
like	wie
someone	jemand
said	sagte
please	bitte
slowly	langsam
use	gebrauche
your head	deinen Verstand
as	wie
in front of me	vor mir
followed	folgte
as close as	so nahe wie
turned left	nach links
right	rechts
did not loose	verlor
out of sight	aus den Augen
all the way	überall
safe	sicher
don't stop	halte nicht an
must find	muss finden
my house	mein Haus
somehow	irgendwie

## Mist

I was driving  
in my car  
could not see  
very far

it was day  
but not light  
grey and misty  
like the night

on the radio  
someone said  
please drive slowly  
use your head

then there was  
as I could see  
someone driving  
in front of me

I followed him  
as close as I could  
that was safe  
that was good

he turned left  
he turned right  
I did not loose him  
out of sight

I followed him  
all the way  
then he stopped  
and I said hey

it's not safe here  
don't stop now  
I must find  
my house somehow


the man got out  
and said to me  
this is my garage  
I am home you see



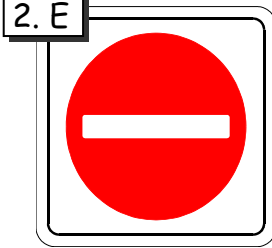
► 1. Trage bei jedem Verkehrsschild den richtigen Buchstaben ein.

# Mist


1. F



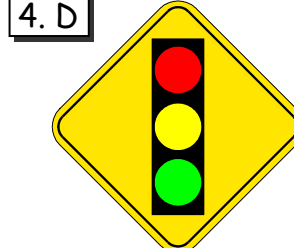
2. E



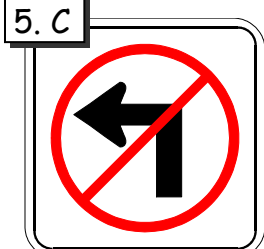
3. A



4. D




5. C



6. G



7. B



8. H



A. bridge, B. no parking, C. no left turn, D. traffic signals, E. no entry, F. zebra crossing, G. men at work, H. roundabout

Verkehrsschild

► 2. Suche die korrekte Übersetzung.

1 Autobahn

A

D sign

2 Fahrer

C

T flyover

3 Kreuzung

C

A motorway

4 Polizei

I

E ticket

5 Schild

D

C crossroads

6 Strafzettel

E

I police

7 Verkehr

N

C driver

8 Überführung


T

N traffic

Englisches Wort für Unfall.

► 3. Entwirf und zeichne ein 'traffic sign'.

► 4. Find your way home/Suche den Weg nach Hause.



I am	ich bin
for you	für dich
my real name	mein richtiger Name
brains	Gehirn
every	jeder
sound	Schall
black	schwarz
clean	sauber
really	wirklich
drive a car	ein Auto fahren
there is	es gibt
nothing	nichts
cannot	kann nicht
walk the dog	den Hund ausführen
meal	Mahlzeit
I even know	ich weiß sogar
how	wie
today	heute
met	traf
a Robot girl	ein Roboter-Mädchen
she looks fine	sie sieht hübsch aus
can't do	kann nicht (tun)
my work	meine Arbeit
I am in love	ich bin verliebt
that's for sure	das ist sicher
found	habe gefunden
a way	eine Weise
to show	zu zeigen
my feelings	meine Gefühle
she has	sie muss
to know	(es) wissen
full of	voll mit
my present	mein Geschenk

# Robot

I am a Robot  
 Robby for you  
 my real name is  
 five eight two

chips in my brains  
 cameras all around  
 and bionic ears  
 hear every sound

I am a Robot  
 black and clean  
 I really am  
 a perfect machine

I can drive a car  
 or sing for you  
 there's nothing that  
 I cannot do


I can walk the dog  
 or cook a meal  
 I even know  
 how to feel

today I met  
 four six nine  
 a Robot girl  
 and she looks fine

now I can't do  
 my work anymore  
 I am in love  
 that's for sure


I think I found  
 a way to show  
 my feelings for her  
 she has to know

this is my plan  
 full of energy  
 my present for her  
 is a battery!




► 1. Schreibe zu jedem Roboter das richtige Wort.


# Robot




1. thinking



2. HELP



3. baseball



4. music

A. baseball, B. HELP, C. thinking, D. music

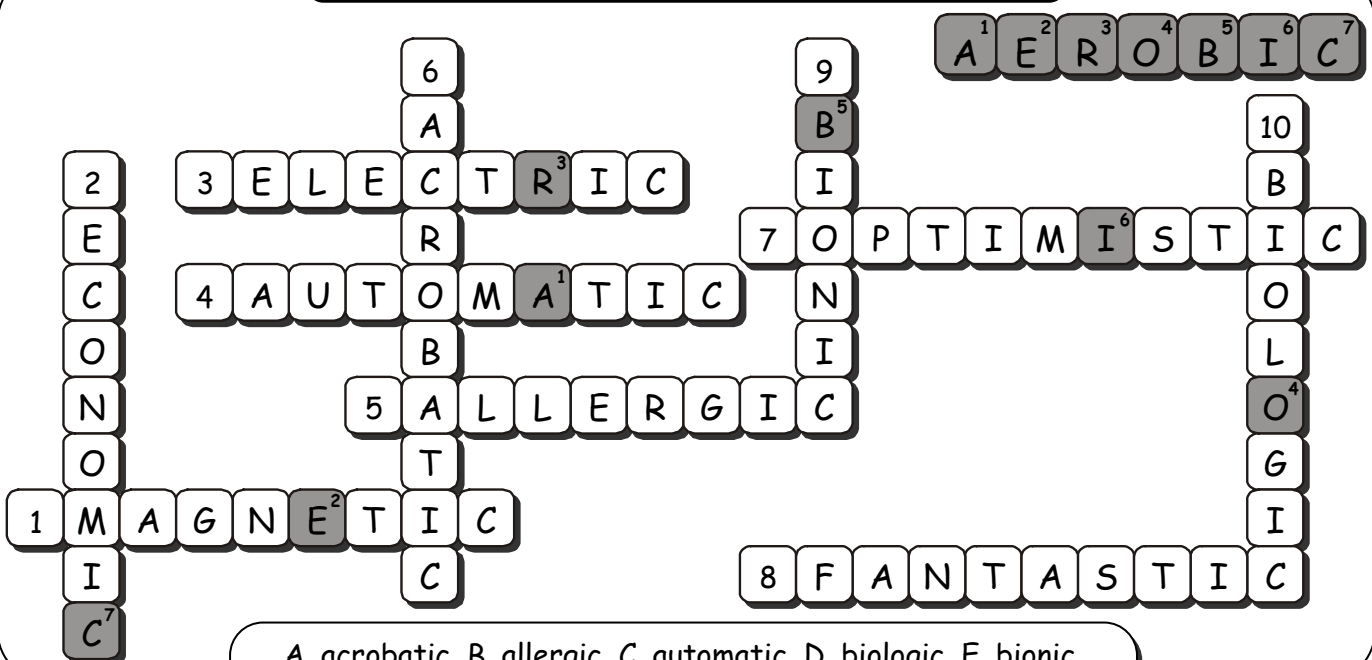
► 2. Suche die korrekte Übersetzung.

- |                         |   |                      |
|-------------------------|---|----------------------|
| 1. abwaschen            | H | O. drive a car       |
| 2. ein Auto fahren      | O | W. clean the windows |
| 3. Briefe schreiben     | U | K. play the piano    |
| 4. die Tür öffnen       | S | H. do the washing-up |
| 5. den Hund ausführen   | E | O. sing a song       |
| 6. die Fenster putzen   | W | R. cook a meal       |
| 7. ein Lied singen      | O | S. open the door     |
| 8. eine Mahlzeit kochen | R | U. write letters     |
| 9. Klavier spielen      | K | E. walk the dog      |

Englisches Wort für Hausarbeit.

► 3. Zeichne hier deinen eigenen Roboter.

► 4. Trage diese zehn Wörter hier unten in die Felder ein.



A. acrobatic, B. allergic, C. automatic, D. biologic, E. bionic, F. economic, G. electric, H. fantastic, I. magnetic, J. optimistic

things	(die) Sachen
packed	eingepackt
my mother	meine Mutter
said	sagte
get away	abfahren
holiday	Ferien
to France	nach Frankreich
this year	dieses Jahr
great	großartig
could	könnte
little old car	kleine alte Auto
it didn't	es führte
take us	uns nicht
very far	sehr weit
my father	mein Vater
turned	drehte um
the key	den Schlüssel
nothing	nichts
happened	passierte
with the car	mit dem Auto
stay	bleibe
bonnet	Motorhaube
looked	schaute
battery	Akku
dead	leer
really	wirklich
don't know	weiß (es) nicht
but	aber
asked	fragte
do you know	weißt du
what time	wie spät
I don't care	das ist mir egal
won't	will nicht
anywhere	nirgendwo
let's	lass uns
not stay	nicht bleiben
to buy	um zu kaufen
dear	Liebling

# Holiday

30



things are packed  
my mother said  
let's get away  
and have a holiday

we wanted to go  
to France this year  
that was great  
I could not wait

we all got in  
this little old car  
it didn't take us  
very far

when my father  
turned the key  
nothing happened  
do you see

we had problems  
with the car  
and father said  
stay where you are  
he opened the bonnet  
looked inside  
then he said  
the battery is dead

or it is  
the starter motor  
I really don't know  
but we can't go

then my mother  
asked him this  
do you know  
what time it is?

no he said  
but I don't care  
the car won't take us  
anywhere

my mother said  
let's not stay here  
it's time to buy  
a new car my dear

► 1. Schreibe die richtigen Buchstaben in jedes Kästchen.

# Holiday

1. D




2. G



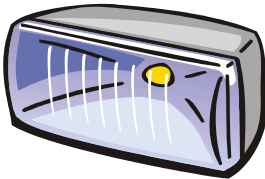
3. E



4. F



5. C



6. H



7. A



8. B



A. door handle, B. gear, C. headlight, D. mirror, E. pedal, F. seat, G. steering wheel, H. tyre

► 2. Wie lautet die korrekte Übersetzung?

1. Belgien

2. Deutschland

3. Frankreich

4. Griechenland

5. Irland

6. Island

7. Italien

8. Norwegen

9. Polen

10. Spanien

A. Iceland

B. Poland

C. Belgium

D. Italy

E. Spain

F. Germany


G. Ireland

H. France

I. Norway

J. Greece

► 3. In diesem Wortsuchspiel sind die Namen von elf Ländern versteckt.



H A V E A N I C E  
H O L I D A Y

► 4. Zeichne hier ein fertig gepacktes Auto für die Reise nach 'France'.

